

VOLAR

Steel bar/profile steel processing

And the complete set of equipment system integrators

Steel bar equipment product catalog

LIST OF STEEL BAR PROCESSING EQUIPMENT



REPUTATION AT HOME AND ABROAD

THE COMPANY PLAYS AN IMPORTANT ROLE IN THE CONSTRUCTION OF CHINA'S HIGH-SPEED RAILWAY, HIGHWAYS, AIRPORTS, UNDERGROUND RAIL TRANSIT AND CONSTRUCTION PROJECTS. OUR PRODUCTS ARE EXPORTED TO MORE THAN 60 COUNTRIES, INCLUDING SOUTHEAST ASIA, AFRICA, EUROPE AND THE AMERICAS. WITH EXCELLENT QUALITY AND COMPREHENSIVE AFTER-SALES SERVICE, OUR PRODUCTS HAVE WON THE FAVOR OF MANY FOREIGN CUSTOMERS.



COOPERATION, WIN-WIN SITUATION, INNOVATION, AND DEVELOPMENT



CONTENTS



01

BEND&CUT

VLGW8A CNC STEEL WIRE STIRRUP BENDER
VLGW10A CNC STEEL WIRE STIRRUP BENDER
VLGW12B CNC STEEL WIRE STIRRUP BENDER
VLGW6-16C CNC AUTOMATIC STEEL WIRE/BAR BENDING MACHINE
VLGW6-16B CNC AUTOMATIC STEEL WIRE STIRRUP BENDING MACHINE
VLGW6-16A CNC AUTOMATIC STEEL BAR STIRRUP BENDING MACHINE
VLYJ-500 STEEL BAR FIXED LENGTH CUTTING PRODUCTION LINE
VLQW-32 STEEL BAR CUTTING AND BENDING PRODUCTION LINE
VLGW-32L/40L CNC VERTICAL STEEL BAR BENDING CENTER
VLGW-42W/50W CNC HORIZONTAL STEEL BAR BENDING CENTER
VLSG-3000L STEEL BAR THREAD PROCESSING PRODUCTION LINE
VLSG-3000N STEEL BAR THREAD PROCESSING PRODUCTION LINE
VLHT-40 STEEL BAR RIB STRIPPING AND THREADING MACHINE
VLHS SMART STEEL CAGE WELDING AND FORMING GENERATION LINE
VLHL-1200 SMART STEEL CAGE RESISTANCE WELDING PRODUCTION LINE
VLZN-2400 SMART STEEL CAGE FORMING AND WELDING PRODUCTION LINE
VLWY-2000/2500/3000 SMART STEEL BAR BENDING MACHINE
VLGHH-350 SMART STEEL BAR TRUSS WELDING PRODUCTION LINE
GO40/50 STEEL BAR CUTTING MACHINE
COLD CUTTING SAW MACHINE
GW20 HYDRAULIC BENDING STIRRUP MACHINE
GW40/50/60 STEEL BAR BENDING MACHINE
VLGW16-18/25-32 TWO AXIS BENDING STIRRUP MACHINE
VLGW25-32 FIVE AXIS BENDING STIRRUP MACHINE
VL42/40 HORIZONTAL STEEL BAR BAND SAWING MACHINE
HYDRAULIC STEEL BAR STRAIGHTENING AND CUTTING MACHINE

02

WIRE&MESH

COAL MINE SUPPORT MESH WELDING MACHINE
BIULDING MESH WELDING MACHINE
ESTAZOLAM PLATE MESH WELDING MACHINE
BREEDING MESH WELDING MACHINE
BREEDING NET CAGE DOOR WELDING MACHINE
BREAKTHROUGH CAGE DOOR WELDING MACHINE
BREEDING MESH SINGLE POINT/OBLIQUE WIRE SUPPLEMENT MACHINE
STEEL WIRE MESH WELDING MACHINE
GUARDRAIL MESH WELDING MACHINE
VLGT3-6/8 HIGH -SPEED STEEL WIRE STRAIGHT AND CUTTING MACHINE
VLGT5-12 HIGH -SPEED STEEL WIRE STRAIGHT AND CUTTING MACHINE
VLGT8-14 HIGH -SPEED STEEL WIRE STRAIGHT AND CUTTING MACHINE
VLGT10-16 HIGH -SPEED STEEL WIRE STRAIGHT AND CUTTING MACHINE
VLGT12-20 HIGH -SPEED STEEL WIRE STRAIGHT AND CUTTING MACHINE
COLD -ROLLED RIBS STEEL PRODUCTION LINE



03

ROBOT

VLAO06L WELDING ROBOT
VLJW12-32 FULLY 3D SMART STEELBAR STICK CUT,
BEND CURVED CURVED ROBOT
VLGH-2080 BRIDGE COVER BEAM SKELETON SLICE
WELDING ROBOT PRODUCTION LINE
ADAPTATION OF SMART BENDING MACHINE ROBOTS
ADAPTATION OF SMART REINFORCEMENT STAND -TYPE
BENDING CENTER ROBOTS

04

TYPE STEEL PROCESSING

STEEL ARCH PRODUCTION LINE
VLGZS-80/108 SMALL DUCT PUNCHING TIP PRODUCTION LINE
VLRV-2610 CNC PLASMA CUTTING MACHINE
COMBINED PUNCHING AND SHEARING MACHINE
THREE -DIMENSIONAL FIVE -AXIS HIGH -SPEED LASER CUTTING MACHINE

05

PRECAST

GERMAN LOW -VOLTAGE STEAM SYSTEM
DUTCH CONCRETE DEHYDRATION AGENT

06

INDUSTRIAL MACHINE

INDUSTRIAL HOSE PUMP

01

COMPANY PROFILE

Henan Volar New Energy Technology Co., Ltd. is a Chinese enterprise specializing in the production of steel reinforcement processing equipment and tunnel support material processing equipment. We have over 100 advanced mechanical processing, welding, heat treatment and other equipment. In the field of steel bar processing equipment manufacturing, we have high design, processing, manufacturing, and new product development capabilities, as well as an excellent product quality assurance system.



The factory is located in Xuchang, China's construction machinery production base. The New Element Zone, established in 2002, was successfully put into operation in 2014, greatly improving production capacity. The annual output of steel reinforcement equipment can reach over 20000 units. The new company covers an area of 33000 square meters and integrates research and development, manufacturing, sales, and exhibition to meet the multi-level needs of customers for visiting, purchasing, and training maintenance personnel; Expand the production capacity of enterprises and solve the situation of product supply shortage.



CORPORATE HONORS

COMPANY UPHOLDS

THE BUSINESS PHILOSOPHY OF "CREATING HIGH -QUALITY MACHINERY",
THE SERVICE CONCEPT OF "LET OUR SERVICE BECOMES YOUR REASON FOR US"
THE DEVELOPMENT CONCEPT OF "INTELLIGENT MANUFACTURING,
MANUFACTURING INTELLIGENCE", SERVING THE SOCIETY, SERVING
CUSTOMERS.



56+

PATENT ACQUISITION

189+

CERTIFICATE OF HONOR

7+

CERTIFICATE OF HONOR

MAIN QUALIFICATIONS

- ▼ CERTIFIED BY ISO9001-2015 QUALITY MANAGEMENT SYSTEM
- ▼ CE



CUT AND BEND SERIES

VLGW8A

CNC STEEL WIRE STIRRUP BENDER

Features:

- ▼ This machine adopts a permanent magnet synchronous servo motor, which has the advantages of fast response speed, high position control accuracy, 2.5 times overload torque, low power consumption, small size, long service life, and constant torque.
- ▼ The electronic control components are made of world-renowned brands such as Schneider or LS from South Korea, and Yike (Switzerland), equipped with a three-level filter, suitable for complex power grid and generator operating conditions.



MAIN PARAMETER

NO.	VLGW8A	Single rebar diameter	Φ3-8mm
Dual-rebar diameter	/	max curved angle	180°
Max traction speed	75m/min	Max bend speed	1200°/sec
Length error(mm)	±1mm	Angle error	±1.5°
Weight	1000kg	Dimension	3000×1100×1600mm
Traction motor power	Synchronous servo motor 7.5kW	Bending motor power	Synchronous servo motor 3KW
Motor Driver	Synchronous servo drive 7.5kw	Motor Driver	Synchronous servo motor 3KW
Touch Screen	10.1 inch	System	Albert
Cutting motor power	Mechanical cut 3KW brake motor	Max traction speed	60m/min
Bending speed	800mm/s	Pressure	≥0.6mpa
Voltage	380V	Total power	15.7kw

VLGW10A

CNC STEEL WIRE STIRRUP BENDER

Features:

- ✦ This device adopts a permanent magnet synchronous servo motor, which has the advantages of fast response speed, high position control accuracy, 2.5 times overload torque, low power consumption, small size, long service life, and constant torque.
- ✦ The electronic control components adopt world-renowned brands such as Schneider and Ecovac (Switzerland), and are equipped with a three-level filter, suitable for complex working conditions of power grids and generators.
- ✦ The core components of this machine are forged and quenched. High density and durability.



MAIN PARAMETER

NO.	VLGW10A	Single rebar diameter	Φ4-10mm
Dual-rebar diameter	Φ4-8mm	One-way max bend angle	180°
Max traction speed	90mm/min	Max bending speed	1360°/sec
Length error	≤1mm	Bend angle error	≤1°
Weight	1200kg	Dimension	3250×1100×1720
Traction motor power	Synchronous servo motor 7.5kW	Bending motor power	Synchronous servo motor 4.5KW
Motor driver	Synchronous servo drive 7.5kW	Motor drive	Synchronous servo drive 6.0kW
Touchscreen	10.1 inches	Cutting motor power	Synchronous servo motor 4.5KW
Cutting motor power	Mechanical cut 3KW brake motor	Traction speed	65m/min
Bending speed	800mm/s	Pneumatic pressure	≥0.7mpa
Rated voltage	380V	Total power	18kw

VLGW12B

CNC STEEL WIRE STIRRUP BENDER

Features:

- ▼ This device adopts a permanent magnet synchronous servo motor, which has the advantages of fast response speed, high position control accuracy, 2.5 times overload torque, low power consumption, small size, long service life, and constant torque.
- ▼ With eight traction wheels and a pre-adjustment device, it can better improve the service life of the machine and various components.




MAIN PARAMETER

NO.	VLGW12B	Single rebar diameter	Φ4-13mm
Dual-rebar diameter	Φ4-10mm	Positive&reverse max bend angle	180°
Max traction speed	110m/min	Max bend speed	1200°/sec
Traction wheels quantity	8 pieces	Dimension	4005×1100×2200mm
Traction motor power	Synchronous servo motor 20.4kW	Bending motor power	Synchronous servo motor 7.5kW
Motor driver	Synchronous servo drive 28kW	motor driver	Synchronous servo drive 7.5kW
Touch screen	15 inches	Cutting motor power	Synchronous servo drive 4.5kW
Cutting motor power	Mechanical cut 4.0kW motor	Grace length of the max stirrup	1660mm
Min stirrup size	50mm	Color	Iron plate color
Weight	2000KG	Length error	±1mm
Angle error	±1°	Pneumatic pressure	≥0.7mpa
Rated voltage	380V	Total power	40kw

VLGW16C (FOR STEEL WIRE AND STEELBAR) **CNC AUTOMATIC STEEL WIRE/BAR BENDING MACHINE**

CNC bending machine can perform processing operations of double steel bars. Single-rooted processing capacity range: 6-16mm, dual-root processing capacity range: 6-12mm;
 The traction line can reach 120m/min;
 There are 14 to 15 stirrups per minute per minute, and the processing efficiency is high;
 The processing graphics can be visible, and the graphics can be processed diverse. Electric equipment is controlled by a programmable controller, which not only ensures that the equipment is stable and reliable, but also meets simple operations and easy to learn.
 Optional BIM digital management system.




Features □


- ✔ The CNC servo control system is adopted to achieve fully automatic and uninterrupted bending molding processes.
- ✔ The functions of the reinforcement straight, fixed ruler, bending, and cutting off are perfectly combined. At the same time, it meets the precision requirements of steel bar processing, and truly realizes a multi-purpose machine.
- ✔ The maximum production capacity reaches 1800 stirrup/hour, which is equivalent to the production efficiency of multiple workers, and at the same time saves materials.
- ✔ The processing size required for any settings, a variety of graphics for you to choose at will.
- ✔ Lubricating oil adopts a centralized fuel supply system to avoid individual oil injection in key parts.



Horizontal straighter mechanism



Vertical straightening mechanism



Traction mechanism

MAIN PARAMETER

1	Steel wire diameter	rod bar $\Phi 6-12\text{mm}$
		rebar $\Phi 6-12\text{mm}$
2	Steel bar diameter	rod bar $\Phi 6-16\text{mm}$
		rebar $\Phi 6-16\text{mm}$
3	Maximum bending angle (positive and negative direction)	180°
4	Central axis diameter	$\Phi 20/\Phi 32\text{mm}$
5	Bending central wheelbase floor height	1120mm
6	Maximum feeding speed	2000mm/s
7	Maximum bending speed	1000
8	Length error	± 0.5
9	Angle error	± 1
10	Total power	28kw
11	Average electricity consumption	6 MPa
12	Pressure stations work pressure	≤ 8
13	Dimension (3360*1600*2250mm
14	Weight	3500kg
15	Servo motor power	18.5Kw
16	Servo motor driver	22Kw
17	Servo bending motor	7.5Kw
18	Servo motor driver	7.5Kw
19	Cutting motor	3Kw

VLGW16B

CNC AUTOMATIC STEEL WIRE STIRRUP BENDING MACHINE

The device combines straight adjustment, fixed ruler, exaggeration, cutting off, and is a multi-purpose automated stirrup machining equipment.

The processing hot rolling can help steel bars. The maximum processing range of the dual-line process is 4mm-10mm in the medium-line; the single-line processing range is Max12mm.

The maximum production capacity reaches 1,800 hoop type/hours.



Features:

- ▼ The curve -type reinforcement straight mechanism to prevent the reinforced axis from reversing, ensuring that the reinforced steel is straight to the best effect;
- ▼ Equipped with a manual traction mechanism, the reinforcement is convenient and fast;
- ▼ The equipment can be curved round steel, three -level steel, and rib thread, which has fast running speed, high accuracy, and higher production efficiency;
- ▼ Change the traditional multi -link steel processing mode that is dominated by manpower, and use intelligent fully automatic production equipment to form a one -time bending of the steel bar material. Improve production efficiency and steel bar processing accuracy, liberate manual and reduce material consumption.

MAIN PARAMETER	
NO.	VLGW6B
Single steel bar diameter	Φ6-16mm
Dual- steel bar diameter	Φ6-12mm
Bend angle	±1mm180°
Max traction speed	120m/min
Max bending speed	1150°/sec
Length error	±1mm
Angle error	±1°
Smaller edge length	≤100mm
Single -shift daily capacity	9T
Average power	7KW/h
Communicate	Having remote network capabilities
Power off memory	The device is controlled by a programmable program controller. The power be stopped. The next time the startup position can be continued from the next stop;
Max stirrup diagonal edge length	≤2400mm
Pre -storage	Storage of no less than 500 different product shapes
Number of processing roots	≤2
Airway pressure	≥0.6Mpa
Total power	34KW
Rebar processing shape	500 piece
Total weight	4t
Ambient Temperature	-5°C~40°C
Dimension	11970*2700*2950(Long*width*height)
Work level	Full load 20 -hour continuous production


VLGW16A for steel bar

CNC AUTOMATIC STEEL BAR STIRRUP BENDING MACHINE

CNC bending machine can perform processing operations of double steel bars. Single-roots processing capacity range: 6-16mm, dual-root processing capacity range: 6-12mm; traction line speed can reach 120m/min;

There are 14 to 15 stirrups per minute per minute, and the processing efficiency is high;

The processing graphics can be visible, and the graphics can be processed diverse. Electric equipment is controlled by a programmable controller, which not only ensures that the equipment is stable and reliable, but also meets simple operations and easy to learn.



Feature:

- ✔ This device uses permanent magnet synchronous servo motor, with advantages: fast response speed, high position control accuracy, 2.5 times overload torque, low power consumption, Small size, long life, constant torque.
- ✔ Electric control components adopt world -renowned brands such as Schneider, South Korea LS, Japan and Spring, Yike (Switzerland). It is also equipped with a third -level filter, suitable for Complicated power grids and generator conditions.
- ✔ The core components of this machine adopt forged process and quench. Large density and durability.
- ✔ Automatically calculate the number of single reinforced steel shear, and the tail is automatically discharged.
- ✔ Pneumatic components use well -known brands. The air compressor uses 0.25/8.


MAIN PARAMETER	
NO.	VLGW16A
Single steel bar diameter	Φ8-16mm
Double steel bar diameter	12mm
Positive and reverse maximum bending angle	180°
Max traction speed	90m/min
Max bending speed	1360°/s
Length error	±1
Angle error	±1
Weight	1500kg
Dimension	3480×1500×2200
Traction motor power	Synchronous servo motor 7.5kW
Bending motor power	Synchronous servo motor 20.4kW
Traction motor driver	Synchronous servo drive 7.5kw
Bending motor driver	Synchronous servo drive 22kw
Touch screen	10.1 inches
System	6.0 smart system
Cutting motor power	Mechanical cutting 4KW brake motor
Pneumatic system pressure	≥0.7mpa
Rated voltage	AC 380V
Total power	35.9kw

VLYJ-500

SMART STEEL BAR FIXED LENGTH CUTTING PRODUCTION LINE

Features

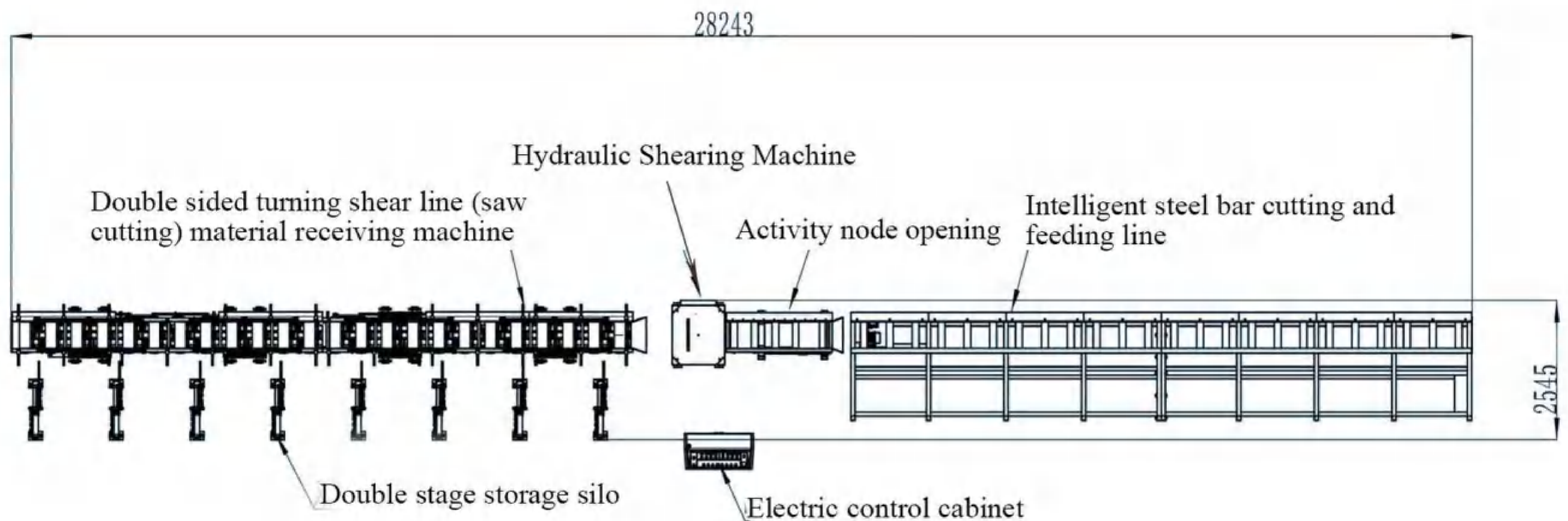
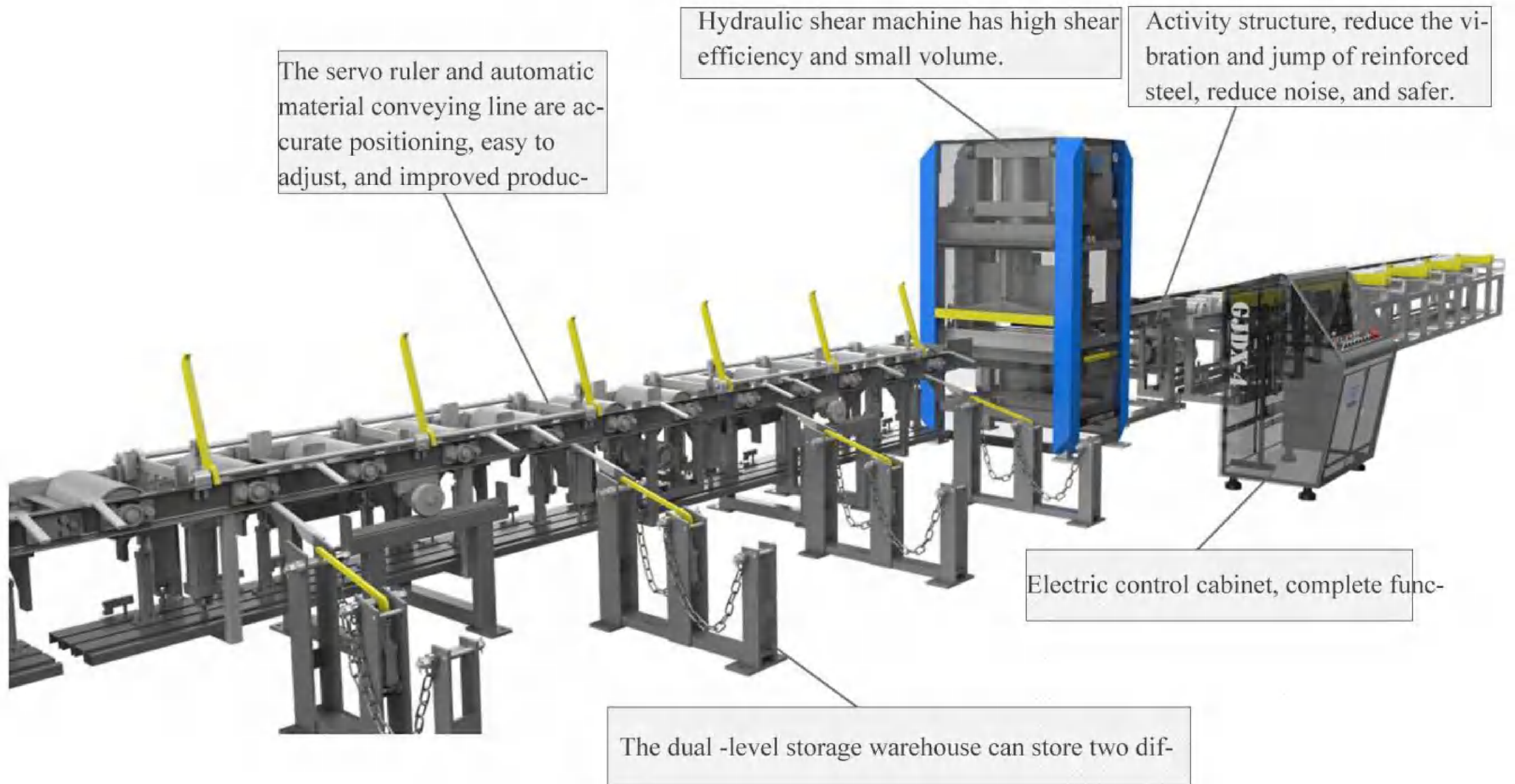
Smart reinforced cutting production line shear speed can reach 6-10S/time, neatly cut, quickly and efficiently complete the reinforced cutting cutting; the length of the shear reinforced bars can reach 2-12m, which can meet the length of the length of different shear reinforced bars; Effective width is wide (the maximum incision width of the sawing machine is 600mm) Effective width is 450-500mm, and dozens of steel bars can be placed at one time. It can quickly and accurately transport raw materials and finished tasks; cutting length errors can be accurate to the millimeter level, which fully meets market accuracy requirements.



MAIN PARAMETER

NO.		-	VLYJ-500									
Steel bar diameter		mm	10	12	16	20	22	25	28	32	36	40
Cut rebar quantity(HRB400)	rebar	pc	43	33	24	18	16	14	11	8	6	4
	rod bar	pc	45	35	26	20	18	16	13	8	6	4
Cutting speed		pcs /min	6-10									
Steel bar conveying speed		m/sec.	0.8-0.9									
Cut length		mm	500-12000									
Mini□um manual cutting size		mm	500									
Minimum automatic cutting size		mm	1000									
Steel bar diameter		mm	10-40, Max 50 customized									
Average power consumption		kW/h	28.7									
Dimension		m	28.5x3.1x2.5									

Equipment advantage:



Installation layout diagram


VLQW-32

SMART STEEL BAR CUTTING AND BENDING PRODUCTION LINE

Features:

Smart reinforced steel cutting bending production line is a device that is mainly targeted at straight reinforced steel and high-strength reinforced rods. It can automatically cut into the required length as required and automatically cut according to the need. Bending can curved the reinforcement into different shapes. It has the characteristics of high curved accuracy, fast bending and forming speed, and high degree of automation. And to categorize a fully automatic integrated machine for category and stored curved rods.

This machine is widely used in industries such as construction, highways, and is suitable for reinforced steel cutting work of various specifications of different lengths. This machine can reduce assistance labor and reduce secondary transportation. High, it is a high-tech product developed independently developed by our factory independent intellectual property rights. It is the first in China. The installation is simple and easy to use. In short, we strive to diversify in design to meet the needs of user, simple and effective, to reduce costs, pursue the best cost-effective, and bring real efficiency and benefits to users. It is widely used in steel processing and distribution, national nuclear power construction, construction and highways, railways and other fields.



Equipment advantage:

- ▼ The servo positioning system ensures the accuracy of molding and improves production efficiency.
- ▼ Adopting a curved splinter and a bending mold, can process arbitrarily steel bars, high efficiency.
- ▼ Adopting a curved splinter and a bending mold, can process arbitrarily steel bars, high efficiency.
- ▼ Move -type robot device, reduce labor costs, and more efficient
- ▼ High -strength movement track, durable.
- ▼ Automatic cutting device, one -time bending multiple steel bars, high production efficiency.
- ▼ The bending shaft and bending mold adopt high -quality alloy materials and are treated with heat, high abrasion resistance, and long life.
- ▼ Control system: PLC, touch screen, servo motor system and inverter system.



MAIN PARAMETER

Equipment model	HBZQW-32			Feeding speed	60m/min						
Max cutting force	1250N			Power	28KW						
Cutting speed	30pcs/min			Dimension	2600X2000X1700						
Max rebar strength	570			Cutting length	10-12000						
Bend speed	360°/s			Bending mold	3sets						
Weight	8t										
Cutting bending ability											
Diameter	10	12	14	16	18	20	22	25	28	32	
Quantity	4	4	4	3	3	3	2	2	1	1	

VLGW-32L/40L

CNC SMART VERTICAL STEEL BAR BENDING CENTER



MAIN PARAMETER

Bending diameter	Φ10-Φ32mm	Bending angle	UP 0-180 ° &down 0-120 °						
Max bending speed	90°/s	Airway pressure	0.6MPa						
Most movement speed	100-300mm/s	angle error	±1°						
Bending speed	60°/s	Bend length error	±1mm/m						
Min curved sparring	450mm	Shortest length of bending	80mm						
Total power	18.5 kw	Average power	5 kw/h						
Dimensions	12000×2200×1600mm	Total Weight	4.5T						
Rebar diameter φ (mm)	10	12	14	16	20	22	25	28	32
Number of steel bars	6	5	4	4	3	2	2	1	1

VLGW-42W/50W

CNC SMART HORIZONTAL STEEL BAR BENDING CENTER




主要参数

Model	VLGW-42W/50W		Power	27Kw							
Bending Diameter	Φ12-50mm		Max conversion roller holds load	1000Kg							
Bending angle speed	45-60°/s		Min center distance of bend machine	950mm							
Speed of bend machine	0.5-0.9m/s		Max center distance of bend machine	11000mm							
Bending angle	Positive bending 0-180°		Dimension	12.5mx3mx1.1m							
	Reverse bending 0-120°		Weight	6.5t							
Bending steel bar capacity range											
Rebar diameter φ (mm)	12	14	16	18	20	22	25	28	32	40	50
Number of steel bars (root)	6	5	5	4	3	3	2	2	2	1	1

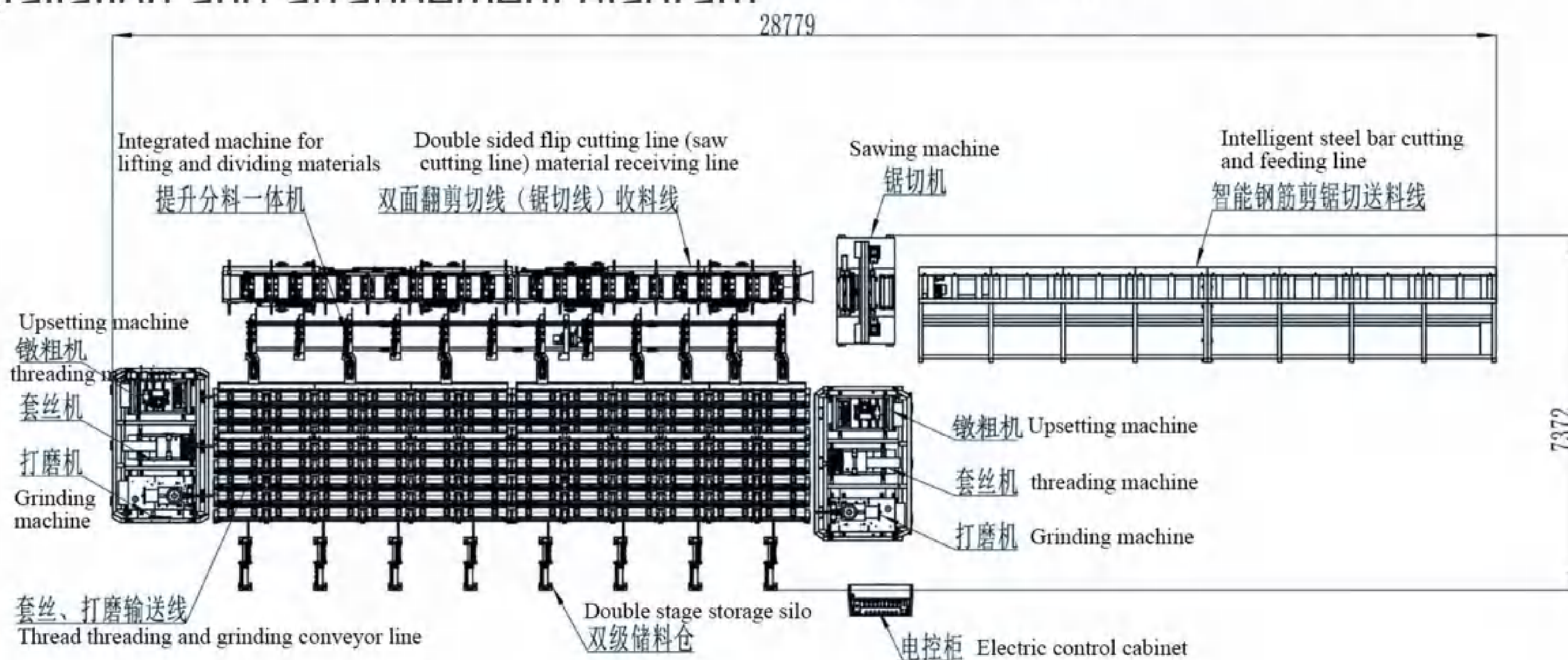
VLTD-500L

STEEL BAR CUTTING AND THREAD PROCESSING PRODUCTION LINE

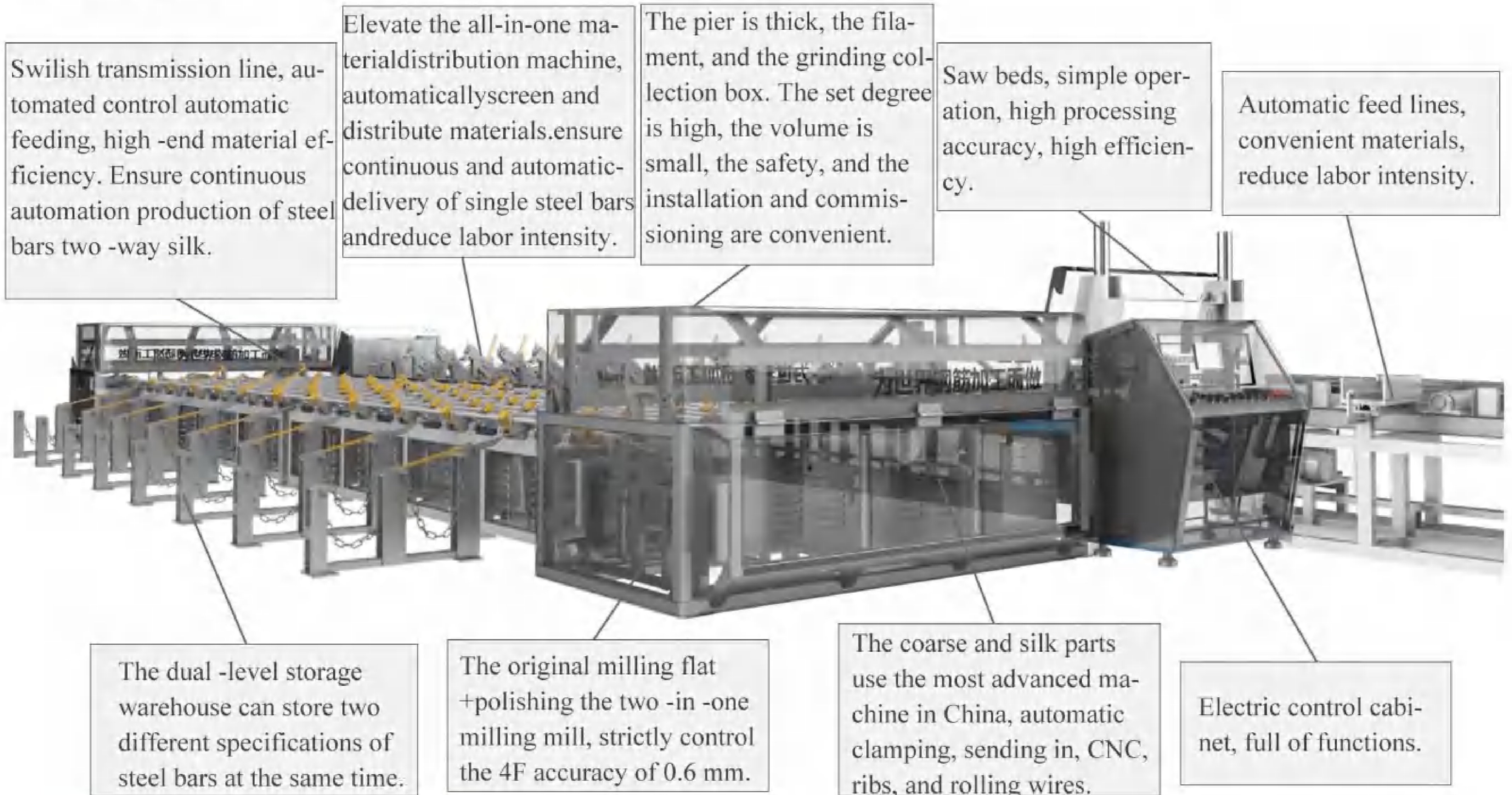
Traditional intelligent steel thread processing production line is a fully automated large CNC device that integrates functions such as cutting, thick pier, silk, polishing, and storage. The device uses milling + grinding two -in -one advanced technology (unique patent of our company). Work, there are many specifications and large batch reinforcement processing.



Smart steel bar cutting pier coarse filament grinding production line installation and arrangement diagram



设备优势:




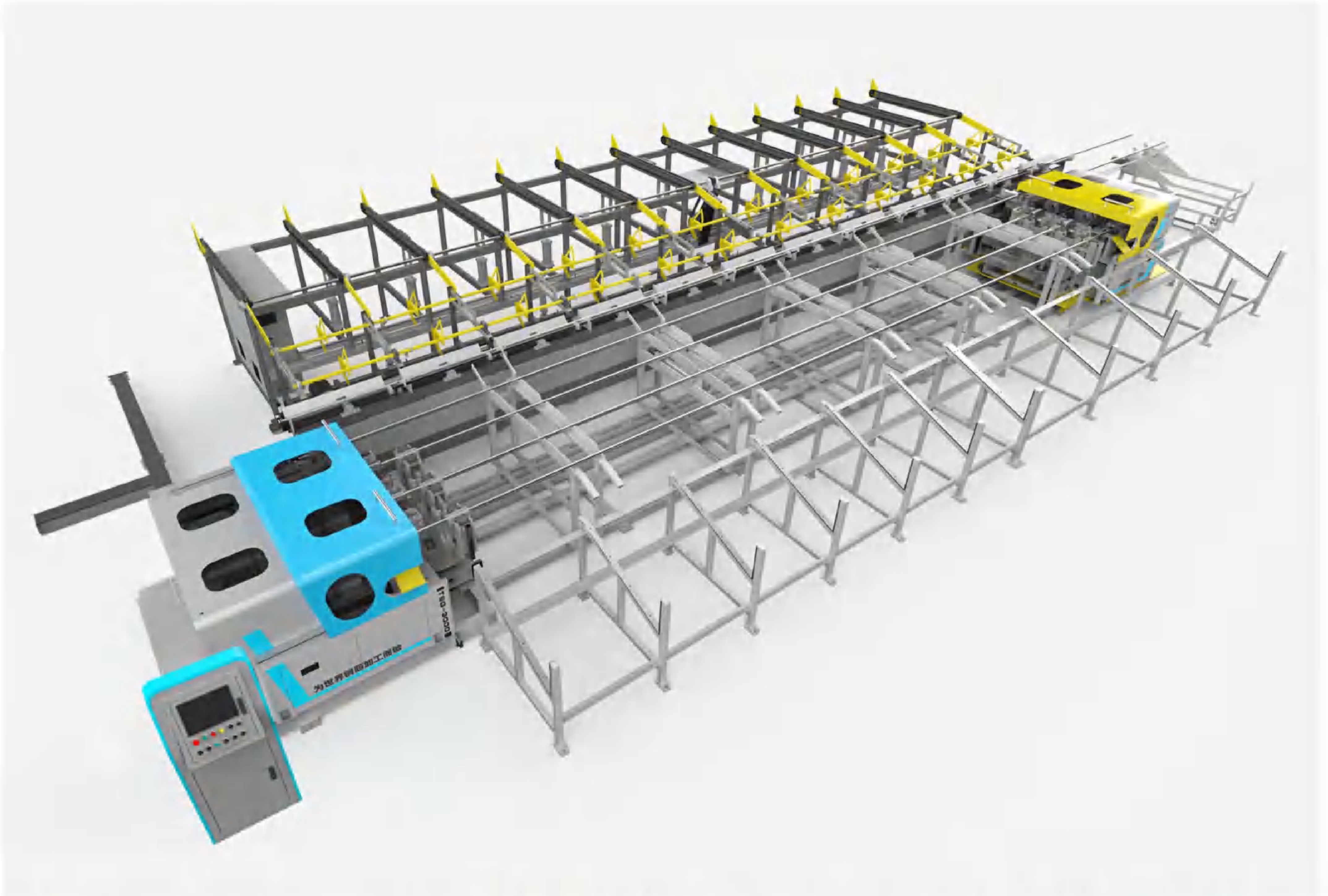
MAIN PARAMETER

Model	ZDTD-500L										
Steel diameter	mm	16	20	22	25	28	32	35	40	45	50
Saw cutting quantity	/	26	20	18	17	15	12	11	10	9	8
Cutting speed	mm/min	7-10 (varies material and hardness steel rods and the hardness of the steel)									
Effective width	mm	Max incision width of the sawing machine is 600; the effective width is 450-500									
Feeding speed	mm/sec.	0.8-0.9									
Cutting length	mm	<12									
Length error	mm	+5									
Upsetting diameter	mm	25-32									
Threading Diameter	mm	18-36 □ Can customize raw material specifications above 36mm									
Upsetting length	mm	≤90									
Threading length	mm	<90									
Clamping method		Oil pressure+air pressure (high reliability, easy maintenance and maintenance)									
Saw cutting motor power	kw	10									
Upsetting machine power	kw	7.5x2									
Unilateral upsetting time	sec	22-30									
Threading power	kw	5.5x2									
Unilateral threading time	sec.	30-50									
Grinding machine power	kw	(3kW+0.75kW)x2									
Unilateral grinding time	sec	60-90									
Ingredients		2									
Total pressure consumption	m ³ /min	0.5-0.7									
Total power	kw	72.5									
Dimension	m	28x9.25x1.55									
Total Weight	t	21.5									

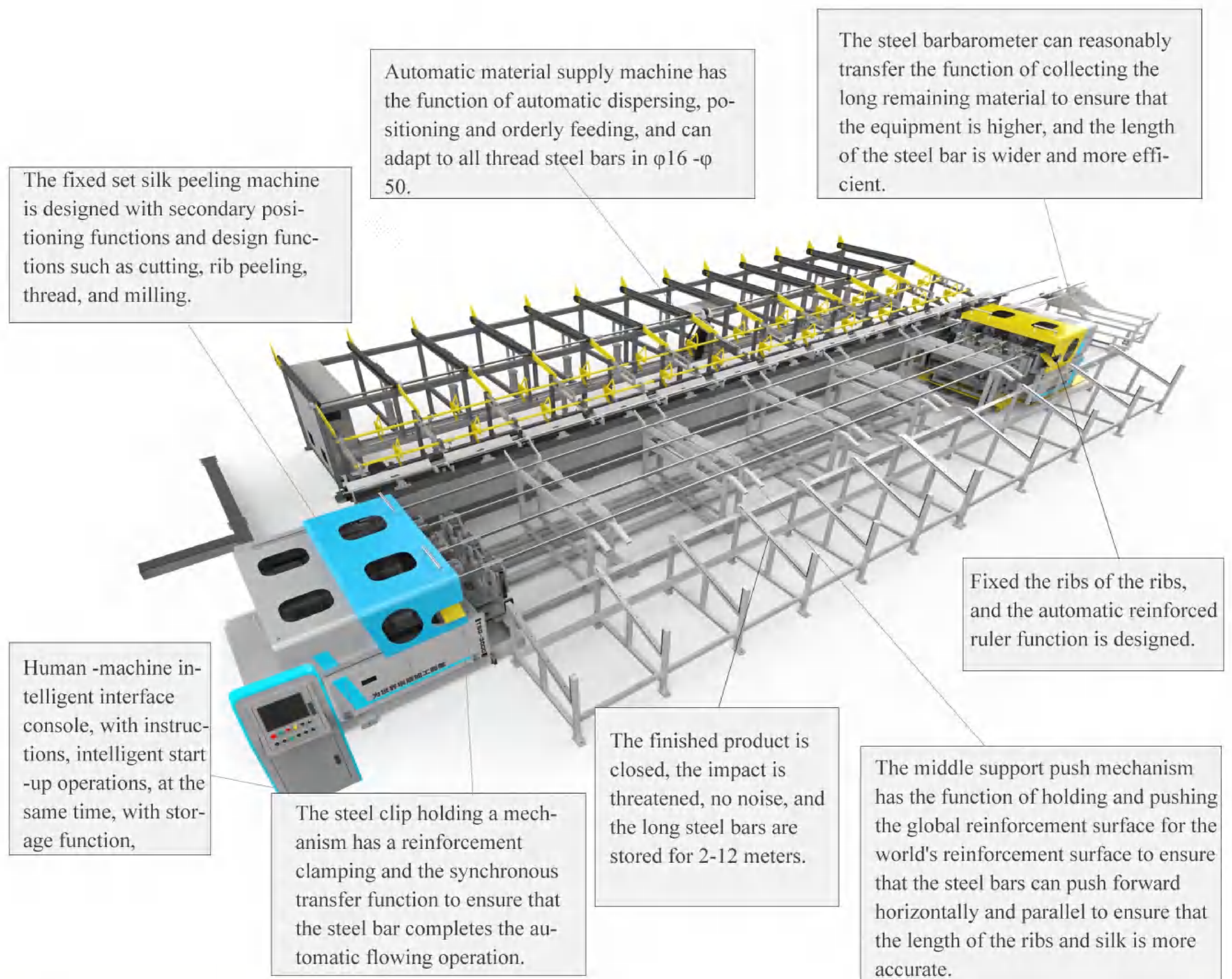
VLSG-3000

SMART STEEL BAR CUTTING THREAD PROCESSING PRODUCTION LINE

The VLSG-3000 intelligent set production line is a new type of intelligent steel processing equipment developed in the development team in many years of production practice and improved production technology. It integrates the process process and other processes such as sawing and cutting, silk, and polishing. The product has the advantages of structural optimization, small area, fast processing speed, and low maintenance costs.



Advantage:



MAIN PARAMETER

Model	-	TSG-3000								
Saw cutting steel length	m	6-12								
Length error	mm	± 2								
Thread Diameter	mm	$\Phi 16-40$								
Thread length	mm	≤ 90								
Thread efficiency (double)	s/pcs	30								
Processing speed (double)	pcs/h	80-130								
Movement speed	mm/s	28-85								
Hydraulic work pressure	Mpa	0-12								
Hydraulic flow	L/min	23								
Total power	KW	36.5								
Average power consumption	KW/h	24.5								
Dimension	m	15×7.8×1.85								
Weight	t	8.5								
Steel bar diameter	mm	16	20	22	25	28	32	35	40	
Thread Wheel specification	mm	79×30×45			71×30×45			62.5×30×45		

VLHT-40

STEEL BAR RIB STRIPPING AND THREAD MACHINE

Features:

- ✔ This machine can be equipped with production lines and can be operated by a single machine;
- ✔ This machine uses the cylinder to make the clamp more firmly, and the processing is more stable;
- ✔ Part of the tip of this machine uses steel plate welding overall processing, more durable, lightweight, convenient maintenance;
- ✔ Part of the head of this machine adopts the fast -tuning head, the spiral raising the ripple, the blade uses double -sided cutting, the upper wire is lighter, and the processing silk head is full accuracy High, more durable;
- ✔ The operation of this machine is simple, press the button once to achieve a silk head processing;
- ✔ This machine is widely used in the construction of high -speed rail bridges.



MAIN PATAMETER

Product Model	Electric pneumatic steel bar threading rolling machine
Power supply	380V 50Hz
rated power	5.5kw/7.5kw
Processing length	100mm
Processing parameter	Φ16-40mm
Spindle speed	85r/min
Weight	550kg
Dimensions	1450×850×1150mm

VLTSX-40

SIMPLE STEEL BAR THREAD PROCESSING PRODUCTION LINE

Features:

- ✔ This machine can be used for construction, high-speed rail bridges, and batch steel bar thread in civil engineering;
- ✔ Small size, simple structure, convenient operation, and high processing efficiency;
- ✔ The operation of this machine tool requires less manual labor, operates stably, and has a low failure rate.



MAIN PARAMETER

Product Model	VLTSX-40
Power supply	三相四线 380V 50Hz
rated power	20kw
Processing diameter	Φ16-40mm
Weight	3000kg
Dimensions	17000×1500×1100mm

VLHS SERIES

VLHS-1500/2000/2500/3000 SMART STEEL BAR CAGE WELDING MACHINE




MAIN PARAMETER

Model	-	VLHS-1500	VLHS-2000	VLHS-2500	VLHS-3000
Pile diameter	mm	Φ500-1500	Φ800-2000	Φ1100-2500	Φ1100-3000
Steel cage length	m	Customized length according to customer requirement			
Welding method	-	Carbon dioxide protection welding,(Can be added automatic welding robot welding or resistance welding;			
Main steel bar diameter	mm	Φ16-32	Φ16-32	Φ12-32/36	Φ12-32/36
Disc steel bar diameter	mm	Φ6-12	Φ6-12	Φ6-12	Φ6-12
Steel bar spacing	mm	50-500			
Max weight of steel cage	kg	4500	6000	8000	13000
Hydraulic station pressure	MPa	16			
Total power	kW	11.2	14.2	22	28.5
Dimension	m	27x1.9x2.4	27x2.5x3	27x2.9x3.4	27x3.5x4
Total weight	kg	10769	14317	15000	15612

VLHL-1200

SMART STEEL BAR CAGE RESISTANCE WELDING PRODUCTION LINE




MAIN PARAMETER

Welding skeleton diameter	Φ660- Φ 1060 (Pile diameter: Φ800- Φ1200)
Welding reinforcement skeleton length	3000-13000mm (customized)
Longitudinal diameter	Φ16- Φ32mm
Ring diameter	Φ3.5- Φ 10mm
Ring diameter spacing	5-150mm
Drive power	Ring motor Y160M-6 7.5KW frequency conversion speed adjustment Send the wire motor YLJ132-40-4 (torque motor) Traction motor YVP132M-4 7.5KW inverter motor
Welding transformer power	350KVA×2
Temporary load rate of welding transformer	50%
Host power supply	380V 3 phase
Welding host speed	0-20r/min
Cooling method for welding transformers	水冷
Dimensions	20000×2900×2420mm

VLZN-2400

CNC SMART STEEL CAGE FORMING AND WELDING PRODUCTION LINE

Smart CNC reinforced reinforced cage molding welding production line (alias all automatic reinforced cage roller, steel cage automatic molding machine, etc.), replacing artificial processing, complex and artificially difficult to operate processing technology, and on the basis of artificial assistance in the production of reinforced cages Realize the automated production equipment that automatically completes the main tendon, the stirrup tangling, the stirrup and the main tendon welding, etc., which greatly improves the processing efficiency and product quality. The cost is greatly reduced, and the equipment is more competitive.



MAIN PARAMETER

Model	VLZN-2400
Pile diameter	800-2400
Reinforcement length	12
Maximum weight of steel cage	6000
Disc reinforcement diameter	5-12
Reinforcement spacing	50-500
Main reinforcement diameter	12-50
Hydraulic station pressure	10
Rated total power	23
long	35
wide	8
high	2.8

VLWY-2000/2500/3000

SMART STEEL BAR BENDING RING MACHINE



MAIN PATAMETER

model	VLWY-2000	VLWY-2500	VLWY-3000
Bending range	Φ16mm-φ32mm	Φ16mm-φ36mm	Φ16mm-φ36mm
Scope of steel ring	Φ800mm-2000mm	Φ800-2500mm	Φ800-3000mm
Maximum bending speed	25000mm/min	25000mm/min	25000mm/min
Bending motor power	2.09kw	2.09kw	2.09kw
Cut off motor power	3kw	3kw	3kw
Power parameters	380V/50Hz	380V/50Hz	380V/50Hz
Welding machine model	NBC500	NBC500	NBC500
Welding method	Carbon dioxide shielded welding		
Cutting method	Grinding wheel cutting		
Average power consumption	7KW		
Total power	29.5KW		
Dimension	2200mm*1800mm*2700mm	2700mm*2000mm*3200mm	3200mm*2200mm*3700mm
Weight	2000KG	2500KG	3000KG

VLGHH-350

SMART STEEL BAR TRUSS WELDING PRODUCTION LINE

The reinforcement truss production line is a fully automated production line that combines steel bars and plates, stuttering of reinforced steel, bending side, welding molding, automatic shearing, and finished material collection. The production of PC reinforcement truss in the production of prefabricated buildings is widely used in building buildings (preset buildings), high -speed railway (double -block rail pillow) construction and other fields.



Features:

- ✓ We can produce reinforced steel trusses for building support plates, as well as PC reinforced steel trusses for prefabricated buildings.
- ✓ The steel bars of the web members are cylinder arched, making it convenient and time-saving to adjust the specifications of the truss.
- ✓ The total welding power is 300KVA, and the required external transformer power is small.
- ✓ The pitch of the web arch after bending is adjustable from 190-210mm and can be cut to any length, avoiding the waste of steel bars.
- ✓ The welding host has a large space, which facilitates the adjustment of truss specifications.
- ✓ The cutting part is purely mechanical transmission, and the motor rotates once for each cutting.
- ✓ Compared to hydraulic cutting, it is noise free and energy-saving.
- ✓ The control program has been used on over 200 devices for many years and is stable and reliable.
- ✓ This equipment can produce trusses with feet (for floor support plates) or trusses without feet
- ✓ The stepper mechanism is controlled by a servo motor, with high accuracy.
- ✓ Automatically control the wire laying mechanism to prevent disorderly wiring.
- ✓ Intelligent fault identification and alarm system, easy to maintain.



MAIN PARAMETER

Model	VLGHH-350
Welding transformer power	4×160kw
Wire feeding motor power	2×11kw
Bending forming motor power	2X5.5 kw
Shear motor power	30 kw
Stepper motor power	7.5 kw
Voltage	380v 50hz
Max bending forming line speed	16 m/min
Max production line speed	12 m/min
Air source pressure	≥ 0.6MPa
Gas consumption	1.8 m ³ /min
Coolant flow rate	> 150L/min
Truss length	400--12000 (200mm 整倍数)
Overall arrangement length	40--45m
Overall weight	30 T
Truss height	65mm-270mm
Width of truss bottom	65mm-100mm
Peak spacing	200mm
Wave wire diameter	Φ4-8mm
Diameter of upper and lower chord wires	Φ6-12mm

GQ40/50型

STEEL BAR CUTTING MACHINE


GQ40 steel bar cutting machine



GQ40 steel rod bar cutting machine



GQ50 steel bar cutting machine



GQ50 steel rod bar cutting machine



MAIN PATAMETER

Machine model		GQ40 (steel bar)	GQ40 (rod bar)	GQ50 (steel bar)	GQ50 (rod bar)
Cutting times		32PCS/min		28pcs/min	
Cutting diameter of steel bars	steel bar	φ6-φ40mm		φ6-φ50mm	
	rebar	φ6-φ32mm		φ6-φ40mm	
Motor power		3KW-2 P		4KW-2 P	
Max Cutting flat steel		70mm×15mm		80mm×18mm	
Weight		400kg		580kg	
Max cutting square steel		32mm×32mm		40mm×40mm	
Max cutting angle steel		50mm×50mm		63mm×63mm	
voltage		380V			
External dimensions		1250mm×500mm×730mm		1420mm×510mm×870mm	

GS-255

COLD CUTTING SAW

255mm-10" (Liquid crystal)



MAIN PARAMETER

Working power	3000W
Blade Diameter	Φ255mm
working voltage	220V
Number of rotations	900-1500r/min
Hole diameter	25.4mm
Machine weight	23kg

255mm-10"



MAIN PARAMETER

Working power	3000W
Blade Diameter	Φ255mm
working voltage	220V
Number of rotations	900r/min
Hole diameter	25.4mm
Machine weight	23kg

355mm-14" (Liquid crystal)




MAIN PARAMETER

Working power	3500W
Blade Diameter	Φ355mm
working voltage	220V
Number of rotations	700-1300r/min
Hole diameter	25.4mm
Machine weight	25kg

GW20

STEEL BAR HYDRAULIC BENDING STIRRUP MACHINE



MAIN PARAMETER

name	Item	Motor	Oil pump	One -in -one configuration, strong power, adjustable pressure, protecting and perfecting
C-type 20(two foot pedal)	HTC-202	3P	45 Variable Pump	no angle converting rod;
C-type 20 (three foot pedal)	HTC-203	3P	45 Variable Pump	Strong motor power does not require an angle
B-type 20(two foot pedal)	HTB-202	3KW	45 Variable Pump	converting pole;
B-type 20 (three foot pedal)	HTB-230	3KW	45 Variable Pump	
Bending steel bars Capacity	φ6			12pcs
	φ8			9pcs
	φ10			7pcs
	φ12			5pcs
	φ14			3pcs
	φ16			2pcs
	φ18			1pcs
	φ20			1pcs
Maximum bending angle				210 °
Working speed				41pcs/min
control valve				Large flow mechanical valve
Workbench length				0.95 m
Machine dimensions				78cm×58cm×84cm
Machine weight				185KG

GW40/50/60

STEEL BAR BENDING MACHINE

GW50 钢筋弯曲机



GW40A 钢筋弯曲机



GW40B 钢筋弯曲机



GW42D 钢筋弯曲机



GW42E 全自动 (电脑板) 钢筋弯曲机




MAIN PARAMETER

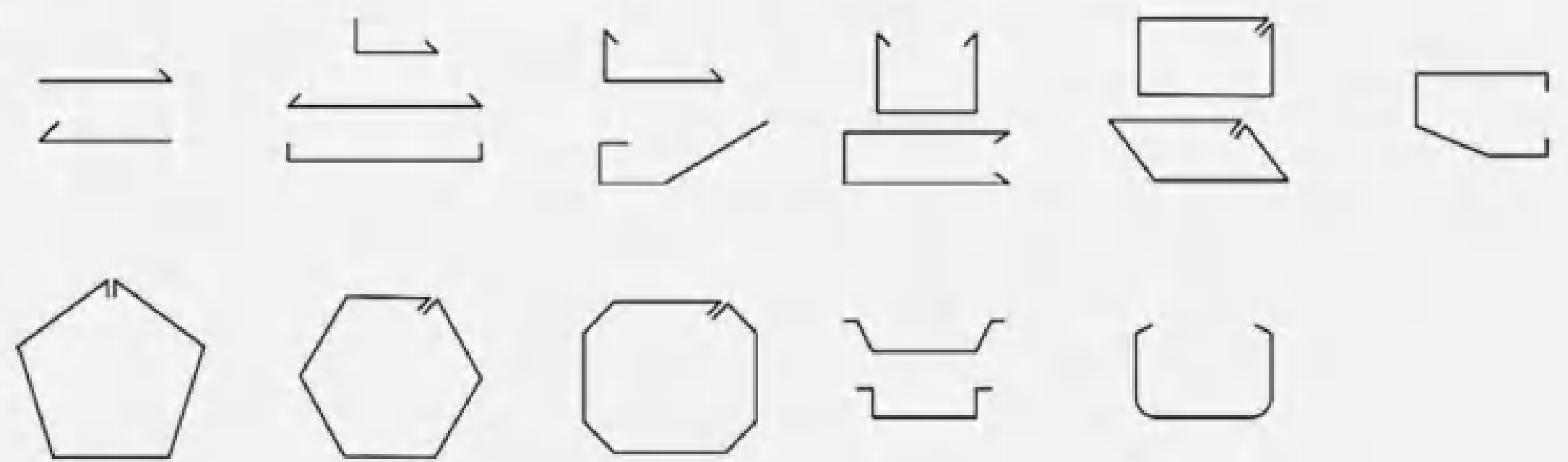
Machine model		GW50	GW40A	GW40B	GW42D	GW42E
Work disk specifications		φ380mm	φ350mm	φ350mm	φ360mm	φ360mm
Bending steel	steel bar ($U_b \leq 450\text{Mpa}$)	φ6-φ50mm	φ6-φ40mm	φ6-φ40mm	φ6-φ42mm	φ6-φ42mm
bar diameter	rebar	φ6-φ40mm	φ6-φ36mm	φ6-φ36mm	φ6-φ32mm	φ6-φ32mm
Motor power		4KW	3KW	3KW	3KW-4 P	3KW-4 P
Spindle speed	Low speed	2.96r/min	4.68r/min	7r/min	7r/min	7r/min
	High speed	4.68r/min	9.63r/min	10r/min	10r/min	10r/min
voltage		380V, 50HZ				
Weight		450KG	360KG	310KG	340KG	320KG
External dimensions		990×800×860(mm)	930×770×810(mm)	930×770×810(mm)	930×770×840(mm)	920×770×820(mm)

VLGW16-18/25-32

VLGW16-18/25-32 TWO HEAD BENDING HOOP MACHINE



Common processing graphics:



MAIN PARAMETER

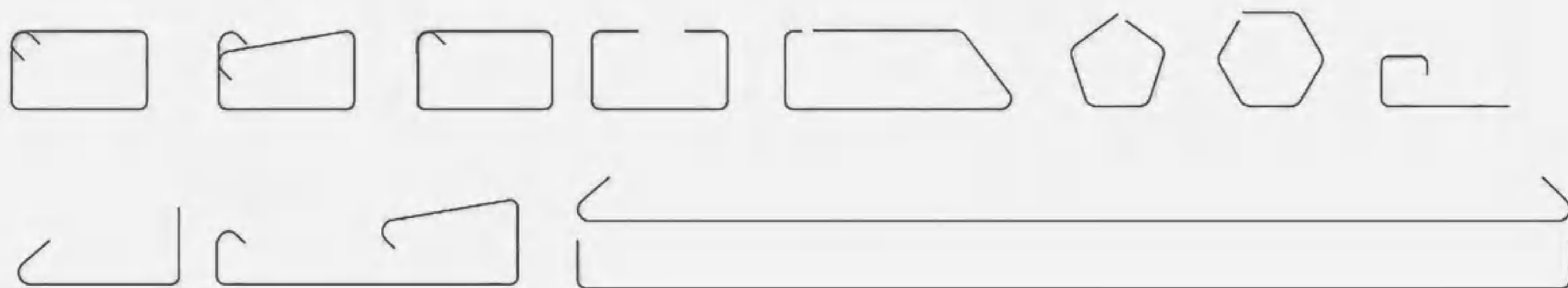
Model	16	18	25	32
Steel bar diameter	6-16mm	6-18mm	8-25mm	8-32mm
Size	410×88×100cm	410×88×100cm	410×95×100cm	410×95×100cm
Guide rail	6m: 4+2m/8m: 4+4m	6m: 4+2m/8m: 4+4m	8m: 4+4m/10m: 4+4+2m/12m: 4+4+4m	
input voltage	380V+220V	380V+220V	380V+220V	380V+220V
Motor power	2.2KW+2.2KW	3.0KW+3.0KW	3.5KW+3.5KW	3.5KW+3.5KW
Main screen size	4.3"	7"	7"	7"
Central axis	20、25、29 mm	20、25、29 mm	25、34、44mm	25、34、44mm
Mini bending size	80×150mm (need Mold)	80×150mm (need mold)	150×200mm (need mold)	150×200mm(need mold)
Min Hook length	5cm (Mold)	5cm (need mold)	7cm (need mold)	7cm
Elbow speed	38round/min	38round/min	25round/min	15round/min
Angle error	±1°	±1°	±1°	±1°
Head speed	600mm/s	600mm/s	500mm/s	500mm/s
Bend hoop size error	±2mm	±2mm	±3mm	±3mm
Bending ability	5mm-18pcs	5mm-18pcs	8mm-11pcs	8mm-11pcs
	6mm-12pcs	6mm-12pcs	10mm-9pcs	10mm-9pcs
	8mm-9pcs	8mm-10pcs	12mm-6pcs	12mm-6pcs
	10mm-7pcs	10mm-8pcs	14mm-5pcs	14mm-6pcs
	12mm-4pcs	12mm-4pcs	16mm-4pcs	16mm-5pcs
	14mm-2pcs	14mm-3pcs	18mm-3pcs	18mm-4pcs
	16mm-1pcs	16mm-1pcs	20mm-2pcs	20mm-3pcs
		18mm-1pcs	22mm-2pcs	22mm-3pcs
		The mold need add customized.	25mm-1pcs	25mm-2pcs
				28mm-1pcs
			32mm-1pcs	

VLGW25-32

STEEL BAR ENHANCED FIVE HEAD BENDING STIRRUP MACHINE



Common processing graphics:



MAIN PARAMETER

Name	Manual JBM			Automatic JCM		
Functional	Electronic ruler, manual ruler adjustment, automatic locking, automatic angle adjustment					
Model	JBM-8	JBM-10	JBM-12	JCM-8	JCM-10	JCM-12
Rated power	6KW motor 3KW*2			6KW motor 3KW*2		
Power supply	3phase 380V			3phase 380V		
Bending and bundling speed	4.5-15s			4.5-15		
Hydraulic pressure	5Mpa min---16Mpa max			5Mpa min---16Mpa max		
Gas source (self provided)	5Mpa min---0.8Mpa max(5-8KG), motor 3-7.5KW			5Mpa min---0.8Mpa max(5-8KG), motor 3-7.5KW		
Edge length error	±2 mm			±2 mm		
Angle error	±1°			±1°		
working temperature	-10-60°			-10-60°		
Automatic heating system	YES			YES		
Automatic cooling system	YES			YES		
Time for replacing stirrup	3min, average 1.5min			3MIN, average 1.5min		
Weight	1.5T	1.7T	1.9T	1.52T	1.72T	1.92T
Rail length	2m+4m+2m	3+4+3m	4m+4m+4m	2m+4m+2m	3m+4m+3m	4m+4m+4m
Longest processed steel bar	7.8m	9.8m	11.8m	7.8m	9.8m	11.8m
Steel bar processing shape	More than 20 kinds, the shapes not on the system can be added as required					
Processing quantity	φ6	14pcs		φ6	14pcs	
	φ8	12pcs		φ8	12pcs	
	φ10	9pcs		φ10	9pcs	
	φ12	7pcs		φ12	7pcs	
	φ14	5pcs		φ14	5pcs	
	φ16	3pcs		φ16	3pcs	
	φ18	2pcs		φ18	2pcs	
	φ20	1pcs		φ20	1pcs	
	φ22	1pcs		φ22	1pcs	
Min bend size (inner diameter)	50 mm × 150 mm			50 mm × 150 mm		
Dimension	4000mm × 1300mm × 1300mm			4000mm × 1300mm × 1300mm [

VL42/40

HORIZONTAL STEEL BAR BAND SAWING MACHINE



MAIN PARAMETER

Model	VL4240
Intensive measures	hydraulic pressure
Saw blade linear speed	35-90m/min
Sawing specifications	height 400mm width 400mm
Band saw specifications	34×1.1×4320mm
Motor power	4KW+0.75KW
External dimensions	2400×1500×1800mm
Overall weight	1300Kg

VLGT6-14/4-12-6-12

HYDRAULIC STEEL BAR STRAIGHTENING AND CUTTING MACHINE

GT6-14



GT4-12



SGT6-12



MAIN PARAMETER


Model	GT6-14	GT4-12	GT6-12
Diameter of rebar	Φ6-Φ14mm	Φ4-Φ12mm	Φ4-Φ12mm
Traction speed	52m/min	48m/min	45m/min
Straight error	±2mm/m	±2mm/m	±2mm/m
Traction motor power	11KW-4 P	7.5KW-4 P	9KW-4 P
Oil pump motor power	5.5KW-4 P	4KW-4 P	5.5KW-4 P
Length of wire	500-9000mm (Customized)	800-9000mm(Customized)	300-9999mm (Customized)
Cut length error	±10mm	±10mm	±10mm
Weight	1100kg	850kg	450kg
Dimensions	2900mm×800mm×1100mm	2200mm×730mm×1150mm	1730mm ×900mm ×850mm

WIRE AND MESH MACHINE SERIES

COAL MINE SUPPORT NETWORK WELDING MACHINE

The coal mine support network welding production line is a type of equipment for welding steel reinforcement mesh. The vertical and horizontal feeding methods are all broken wire feeding, manual threading and automatic feeding of the vertical line, automatic feeding and unloading of the horizontal line, and CNC servo reciprocating pulling of the mesh.

Advantage: The welding production line for coal mine support net has improved production efficiency; Reduced the labor intensity of workers.



MAIN PARAMETER

Welding mesh width	1600/2500mm	Horizontal spacing	100mm
Number of solder joints	16/24	Horizontal line type	steel bar ≥ 600 mm
Transformer	125KVA $\times 4/6$	Diagonal error	± 2 mm(2m mesh)
Welding wire diameter	4-8mm	Welding materials	cold drawn or galvanized wire
Welding speed	60-80times/min	Finished network	mesh 6m
Vertical line type	steel bar	Vertical spacing	100-200mm

CONSTRUCTION MESH WELDING MACHINE

The simple construction mesh welding machine is a type of industry specific machine, main features: the vertical line is fed with coiled wire, and the horizontal line is fed with broken wire. It can continuously produce sheet or roll mesh.

The structures include: vertical line straightening device, vertical line positioning mechanism, horizontal line hopper, mechanical mesh pulling mechanism, and grid positioning mechanism.

Advantages: The construction mesh welding machine has a compact mechanical structure, simple operation, and complete functions.



MAIN PARAMETER


Welding mesh width	1200/1600/2100/2500mm	Horizontal spacing	≥25mm
Number of solder joints	24/32/24/24	Horizontal line type	steel bar ≥600mm
Transformer	125KVA×3/4/4/4	Diagonal error	±2mm(2m mesh)
Welding wire diameter	3-5mm	Welding material	Cold drawn/galvanized wire
Welding speed	60-80times/min	Finished network	roll mesh/ 6m mesh
Vertical line type	steel wire	Vertical spacing	50-200mm

SHULE PLATE MESH WELDING MACHINE

The simple Shule plate mesh welding machine belongs to a type of welding mesh machine in the construction series, characterized by: the vertical and horizontal lines are all wire fed into the material, which can continuously produce sheet mesh or roll mesh.

The main structure; Vertical line straightening device, vertical line positioning mechanism, horizontal line straightening, wire picking, cutting device, horizontal line alignment device, mechanical mesh pulling mechanism, grid positioning mechanism.

Advantages: The simple Shule board mesh welding machine has a compact mechanical structure, simple operation, and complete functions.



MAIN PARAMETER

Welding mesh width	1200mm	Horizontal spacing	50-200mm
Number of solder joints	25	Horizontal line type	steel wire
Transformer	75KVA×3	Diagonal error	±2mm(2m mesh)
Welding wire diameter	1.5-3mm	Welding material	Cold drawn/galvanized wire
Welding speed	60-80time/min	Finished network	roll mesh/Uniform mesh
Vertical line type	steel wire	Vertical spacing	50-200mm

FARMING NET WELDING MACHINE

The welding production line for breeding nets has a welding net width of 1200mm/1600mm, a welding wire diameter of 2-3.5mm, a welding speed of 60-80 times/minute, horizontal lines for broken materials, and vertical lines for coiled materials. Standard configuration: wire reel, main machine, hopper, wire pulling machine, shearing machine, and net dropping trolley.

Optional configurations: horizontal line corner cutting, single point (or diagonal wire) welding machine, slitting machine, and vertical line detection device.




MAIN PARAMETER

Welding mesh width	1200/1600mm	Horizontal spacing	≥25mm
Number of solder joints	16/32	Horizontal line type	Steel bar≥400mm
Transformer	125KVA×3/4	Diagonal error	±2mm(2m mesh)
Welding wire diameter	2-3.5mm	Welding material	Cold drawn/galvanized wire
Welding spend	60-80times/min	Finished network	mesh
Vertical line type	steel wire	Verical spacing	50-200mm

CAGE LIFTING DOOR WELDING MACHINE FOR AQUACULTURE

The online cage door welding production line for aquaculture has a welding net width of 227mm, a welding wire diameter of 5.0+4.5+2.5mm, a welding speed of 6-10 seconds per piece, and both horizontal and vertical lines are made of plate material.

Standard configuration: payout reel, host, automatic bending, automatic mesh cutting, and grid connection frame.



MAIN PARAMETER

Welding mesh width	227mm	Horizontal spacing	590mm
Number of solder joints	3sets thick +3sets lam	Horizontal line type	Steel wire
Transformer	75 × 1+56 × 1kva	Diagonal error	±1mm
Welding wire diameter	Chronocy 5.0+ horizontal 4.5	Welding material	cold drawn/galvanized wire
Welding spend	6-10 seconds/piece	Finished network	R4,25mm
Vertical line type	Disk	Verical spacing	55+55mm

BREAKTHROUGH NET WELDING PRODUCTION LINE

The welding network welding network welding network welding network of the breeding net is 192mm/227mm,

Welding wire diameter: 4.5+4.0+2.5mm/5.0+4.5+2.5mm, the welding speed is 10 seconds/piece, and the vertical line of the horizontal line is a disc.

Standard configuration: GWC190ZY-01: Putting lines, storage racks, straight, filaments, horizontal straight feed system, host, automatic bend.




MAIN PARAMETER

Welding mesh width	192mm	Horizontal spacing	400-490mm
Weld joint quantity	2 sets +2 sets	Horizontal line	Steel wire
Transformer	36kva × 2	Diagonal error	±1mm
Welded trail	Chronocy 4.5+ horizontal 4.0	Welding net material	Cold pump, galvanized wire
Welding speed	10 seconds/piece	Network	mesh
Vertical type	Disk	Vertical distance	65mm
Diameter hook, length	R3,25mm	Bending position	110mm

WELDING MACHINE FOR BREEDING NETS

Single point welding machine for breeding nets, with a welding wire diameter of 2-3.5mm and one repair wire.

Breeding net oblique wire repair welding machine, with a welding wire diameter of 2-3mm and a quantity of 2 repair wires.



MAIN PARAMETER

Single point

Welding diameter	2-3.5mm	Welding mesh	1200/1600mm
Pressurization	气动	Quantity	1 piece
Transformer	36KVAx1(无极调节)	External power supply	380V50HZ

MAIN PARAMETER

INCLINED WELDING

Welding diameter	2-3mm	Welding mesh	1200/1600mm
Pressurization	80-100mm	Quantity	2 pieces
Transformer	36KVAx1	External power supply	380V50HZ

STEEL MESH WELDING MACHINE

The vertical and horizontal feeding methods are all broken wire feeding, manual threading and automatic feeding of the vertical line, automatic feeding and unloading of the horizontal line, and CNC servo reciprocating pulling of the mesh.



MAIN PARAMETER

Welding mesh width	3300/2500mm	Horizontal spacing	≥50mm
Solder joints quantity	32/24	Horizontal line	steel bar ≥1500mm
Transformer	160KVA×16/12	Diagonal error	±5mm(2m mesh)
Welding wire diameter	6-12mm	Welding net material	Cold -rolled ribs, cold -rolled lights round
Welding spend	60-80times/min	Network	Shopnet, 12 meters
Vertical line type	steel bar	Vertical distance	100/150/200mm

GUARDRAIL NET WELDING MACHINE

This machine is mainly used for producing guardrail nets and mining support nets, The guardrail net is widely used in our daily life, it is beautiful and practical., The mine support network is used for the safety protection of tunnels and coal mines.



MAIN PARAMETER

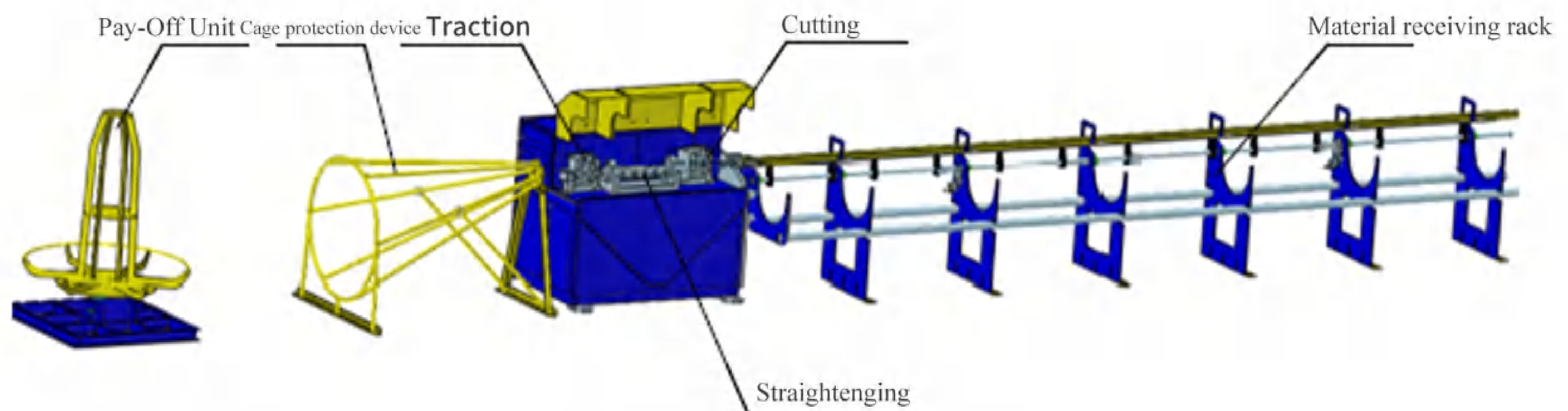
Welding mesh width	1200/1600/2500mm	Horizontal spacing	$\geq 50\text{mm}$
Solder joints quantity	24/32/48	Horizontal line	steel bar $\geq 600\text{mm}$
Transformer	125KVA \times 3/4/6	Diagonal error	$\pm 2\text{mm}$ (2m mesh)
Welding wire diameter	3-5mm	Welding net material	Steel wire, galvanized wire
Welding spend	60-80times/min	Network	mesh
Vertical line type	steel bar	Vertical distance	50-200mm

VLGT3-6/3-8

HIGH SPEED STEEL BAR STRAIGHTENING AND CUTTING MACHINE

Features:

- ✔ The straightening speed is 150 meters per minute, usually working at 120 m/minute,
- ✔ High cutting accuracy, cutting length error $\leq \pm 1$ mm;
- ✔ High straightness, the straightness of the straightened steel bar is ≤ 2 mm/m:
- ✔ Suitable for straightening and shearing cold-rolled round and ribbed steel bars, as well as hot-rolled round and ribbed steel bars;
- ✔ After installation and debugging, it can maintain long-term fault free operation under normal working conditions;
- ✔ The straighter and cutter of machine are synchronized with world advanced technology.



GT3/8 General assembly diagram of high-speed steel bar straightening and cutting machine

Product details:



Cage protection device



Material receiving rack



Pay-Off



Electrical control cabinet

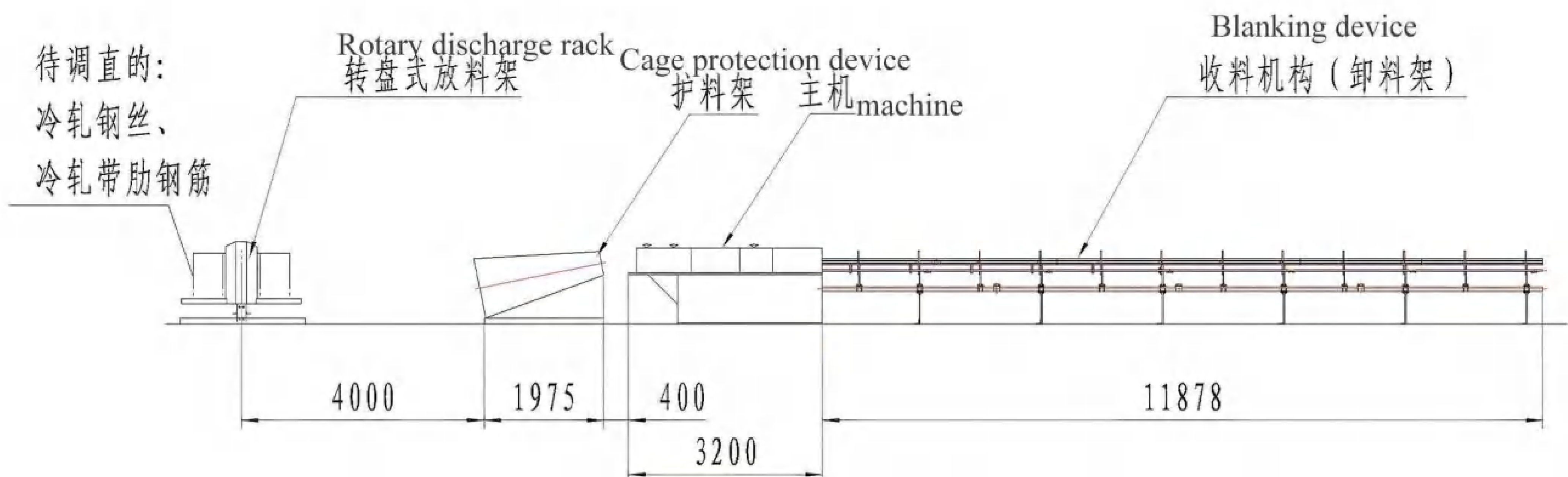
MAIN PARAMETER		
NO.	VLGT3-6	VLGT3-8
Steel bar diameter	3-6mm	0.7-12m
Cutting length	0.7-3m adjustment	Adjustment
Cutting speed	100-130m/min	100-130m/min
Straightening error	$\leq 2\text{mm/m}$	$\leq 2\text{mm/m}$
Cutting length error	$\leq \pm 1\text{mm}$	$\leq \pm 1\text{mm}$
Dimension	15m×1m× 1.2m	15m×1m× 1.2m
Weight	1.5t	3t
Total Power	11.5kw	15kw

VLGT5-12

HIGH SPEED STEEL BAR STRAIGHTENING AND CUTTING MACHINE

Features:

- ✓ The straighter speed is in three gears of 70-100-130 meters per minute, usually working at 130 meters per minute. When straightening short steel bars below 2 meters, it works at medium and low speeds;
- ✓ High cutting accuracy, cutting length error $\leq \pm 1\text{mm}$
- ✓ High straightness, the straightness of the straightened steel bar is $\leq 2\text{ mm/m}$
- ✓ Suitable for straightening and shearing cold-rolled round and ribbed steel bars, as well as hot-rolled round and ribbed steel bars
- ✓ This machine adopts PLC (Siemens) for control, touch screen operation, simple and reliable;
- ✓ Due to the precision of component processing and strict quality control, after installation and debugging, it can maintain long-term fault free operation under normal working conditions;




Final assembly diagram

Product details:



Blanking device



Cage protection device



Rotary feeding rack (suitable for cold-rolled round/ribbed steel bars)



Electric control cabinet

MAIN PARAMETER	
Steel bar diameter	5-12mm cold-rolled round and ribbed steel bars CRB550
	6-12mm hot-rolled round HPB235/300
	6-10mm hot-rolled threaded steel HRB335/400
Straightening speed	70-100-130m/min
Correct cutting length	0.7-12m,
Straighter error	≤ 2mm/m
Cutting error	≤ ±1mm
Total power	22Kw (or 30KW) + (7.5KW servo)
Total weight	5.5t
Dimension	25m × 3m × 2m
yield	23t/8h (Φ10diameter)

VLGT8-14

HIGH SPEED STEEL BAR STRAIGHTENING AND CUTTING MACHINE

Features:

- ✔ The straighter speed is in 3 gears of 70-100-130m/min, usually working at 130m/min.
- ✔ High cutting accuracy, cutting length error $\leq \pm 1$ mm;
- ✔ High straightness, the straightness of the straightened steel bar is ≤ 2 mm/m:
- ✔ Suitable for straightening and shearing cold-rolled round and ribbed steel bars, as well as hot-rolled round and ribbed steel bars;
- ✔ After installation and debugging, it can maintain long-term fault free operation under normal working conditions;
- ✔ The straighter and cutter of machine are synchronized with world advanced technology.



MAIN PARAMETER

NO.	VLGT8-14
Steel bar diameter	8-14mm
Cutting machine	0.8-12m □ Adjustable
Straightening speed	70-100-130m/min
Straightening error	≤ 2 mm/m
Cutting length error	$\leq \pm 1$ mm
Total Power	45kw

VLGT10-16

HIGH SPEED STEEL BAR STRAIGHTENING AND CUTTING MACHINE



MAIN PARAMETER

NO.	VLGT10-16
Steel bar diameter	10-16mm
Cutting length	0.8-12m □ Adjustable
Straightening speed	75-100-130m/min
Straightening error	≤ 2mm/m
Cutting length error	≤ ±1mm
Dimension	33.4m*1.125m*1.31m
Weight	5.6t
Total Power	52.5kw

VLGT12-20

HIGH SPEED STEEL BAR STRAIGHTENING AND CUTTING MACHINE

- ✓ The straighter speed is in 3 gears of 70-100-130 m/min, usually working at 130 m/min.
- ✓ When straightening short steel bars below 2 meters, it works at medium and low speeds;
- ✓ High cutting accuracy, cutting length error $\leq \pm 1\text{mm}$
- ✓ High straightness, the straightness of the straightened steel bar is $\leq 2\text{ mm/m}$
- ✓ Suitable for straightening and shearing cold-rolled round and ribbed steel bars, as well as hot-rolled round and ribbed steel bars;




MAIN PARAMETER

NO.	VLGT12-20
Steel bar diameter	10-20mm
Cutting length	1-10m
Straightening speed	$\geq 60\text{m/min}$
Straightening error	$\leq 0.75\text{mm/m}$
Cutting length error	$\leq \pm 3\text{mm}$
Dimension	25m*2.5m
Weight	5.8t
Total Power	55kw

COLD ROLLED RIBBED STEEL BAR PRODUCTION LINE

- Intelligent control system: can be remotely diagnosed, and the operation of the equipment can be remotely controlled on site to ensure the safety of on-site personnel and equipment; And equipped with a broken and disorderly parking device.
- The drawing machine uses 2 inline digital control sensor, and the rolling machine uses 2 European -style rolling machines; 2 silk rolling machines, 2 rolling machines can be opened according to the steel bar, only one of them can be reduced by half of the power consumption, the equipment life can be increased by 1 1 Times.

Can be equipped with a smart line machine ➔



MAIN PARAMETER

Maximum line	14mm
Scope	4-13mm
Line speed	150-300m/min
Reducer	Dedicated medium hard tooth surface reducer
Motor Power	55kW or 75KW
Rolling machine arrangement	Arranged back and forth
Cold -rolled structure	National Patent
Cold -rolled model	150-180
Host structure	Patent -specific steel plate welding
Operation mode	Each host can operate separately, or it can be operated by the machine



VOLAR 沃勒

ROBOT SERIES

VLA006L

STEEL BAR WELDING ROBOT

This production line is intelligent bridge skeleton welding equipment. This intelligent robot can be equipped with a 3D+2D flame eye welding system, which, in conjunction with our company's innovative intelligent control system, can welding tasks for various types of skeleton pieces. This production line can be equipped with one or more robot welding equipment according to customer production capacity and engineering progress requirements, ensuring quality and progress while reducing production and management costs.



MAIN PARAMETER

model	VLA006L
Welding width range of skeleton piece (mm)	500— 1800
Welding length range of skeleton piece (mm)	1000— 12000
Welding steel bar diameter range (mm)	16— 40
Single robot welding speed (mm/min)	150mm
Welding error (mm)	~ ±5mm
Total power of a single robot (kW)	~40kw
Dimensions (l (mm) (Or customized)	16000*5000*2000
Total weight (t)	~5t

VLJW12-32

AUTOMATIC 3D INTELLIGENT STEEL BAR CUTTER, BENDER AND ARC BENDER LINE

- ✔ Sizing, cutting, conveying, bending, hooking, and picking for hot-rolled ribbed steel bars;
- ✔ Adopting high-pressure hydraulic cutting method, the cutting efficiency is high;
- ✔ Equipped with a tailings collection box, automatically collecting tailings;
- ✔ Equipped with a finished product picking gantry robotic arm, automatically picking and processing finished products, reducing labor intensity;
- ✔ The 4-station finished product receiving bin alternates for storage;
- ✔ The image library can store parameters of various processing specifications, which can be called up at any time, making it convenient and fast.

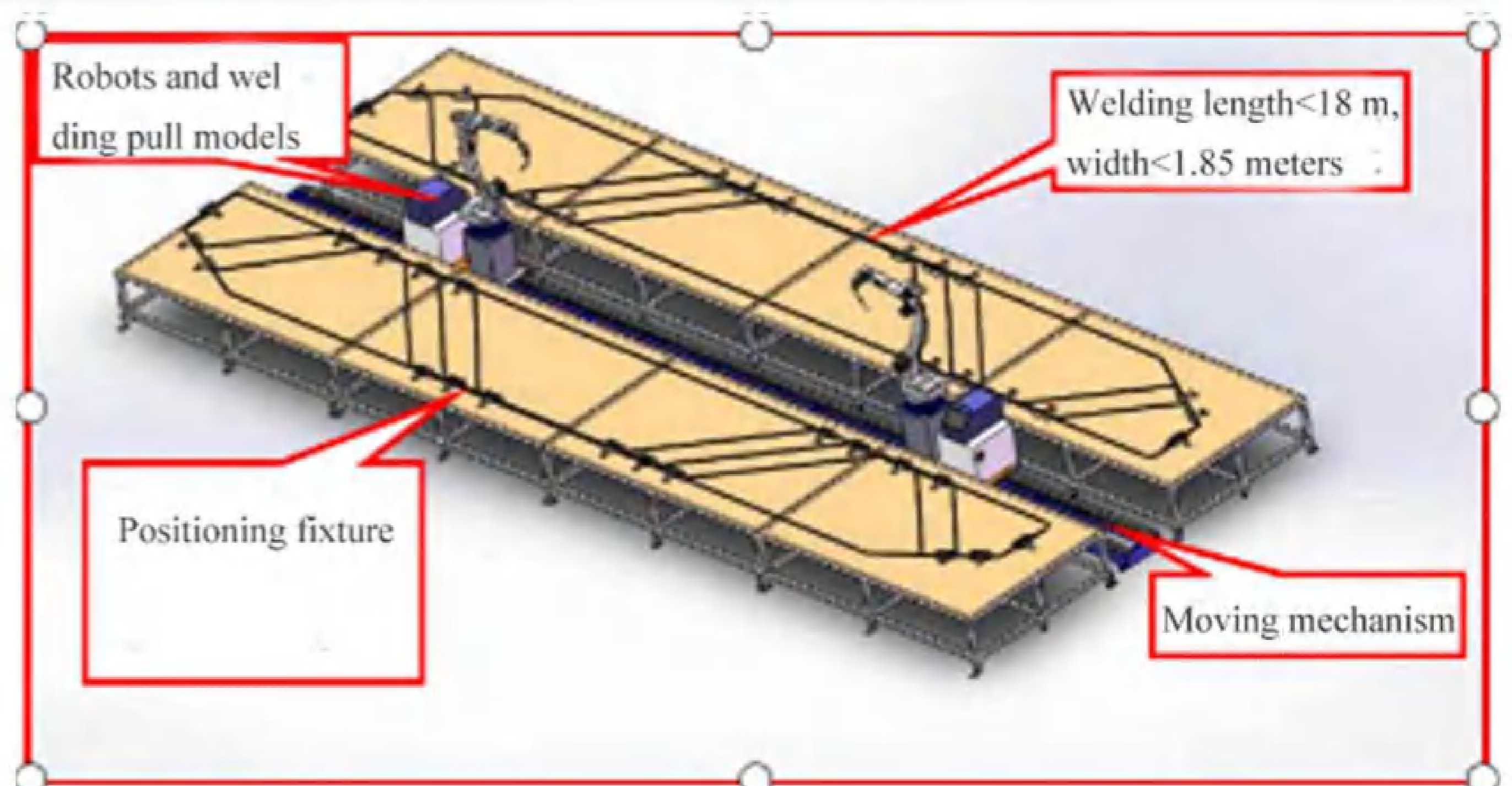



MAIN PARAMETER

Cutting times	14time/min	Average power	30KW
Blade width	400mm	Cutting ability	Φ16 Φ20 Φ25 Φ28 Φ32
Cut force	2000KN		22 18 14 8 6
Cut length	1500-6000mm	Bending arc and	Φ16 Φ20 Φ22 Φ25 Φ28 Φ32
Bend and hook arc length	2000-5000mm	hook capacity	2 2 1 1 1
Hook length	150-500mm	Pressure	0.6MPa
Voltage/Frequency	380V/50HZ	Total power	85KW
Weight	>20000kg	Dimensions	30000×7000×2500mm

VLGH-2080

ROBOT PRODUCTION LINE FOR WELDING MACHINE OF BRIDGE COVER BEAM SKELETON



MAIN PARAMETER

Model		VLGH-2080	
Number of robot axes		—	6
Stretching distance		mm	1445
Maximum load on the arm		kg	6
Range of motion	Arm rotation	°	±165
	Arm front and back	°	+150-90
	Up and down arms	°	+90-175
	Wrist rotation	°	±180
	Wrist Flexion	°	±135
	Wrist torsion	°	±260
Rotation speed	Arm rotation	°/s	240
	Arm front and back	°/s	240
	Up and down arms	°/s	220
	Wrist rotation	°/s	430
	Wrist Flexion	°/s	430
	Wrist rotation	°/s	650
Environment	ambient temperature	°C	0-45
	relative humidity	%	35-85(□□□)
Walking speed		m/min	4
Average power consumption		kW/h	8

ZJMJ-3

ROBOT ADAPTED TO CNC STEEL BAR BENDER

The intelligent material receiving and stacking robot is a practical machine replacement product developed by our company based on the needs of bending machine users.

The equipment integrates automatic material receiving and automatic stacking functions into one robot. The operator only needs to operate the bending machine, and the robot automatically reads the data of the bending machine. Based on the set graphic size, it automatically determines the shape that needs to be stacked and automatically stacks.



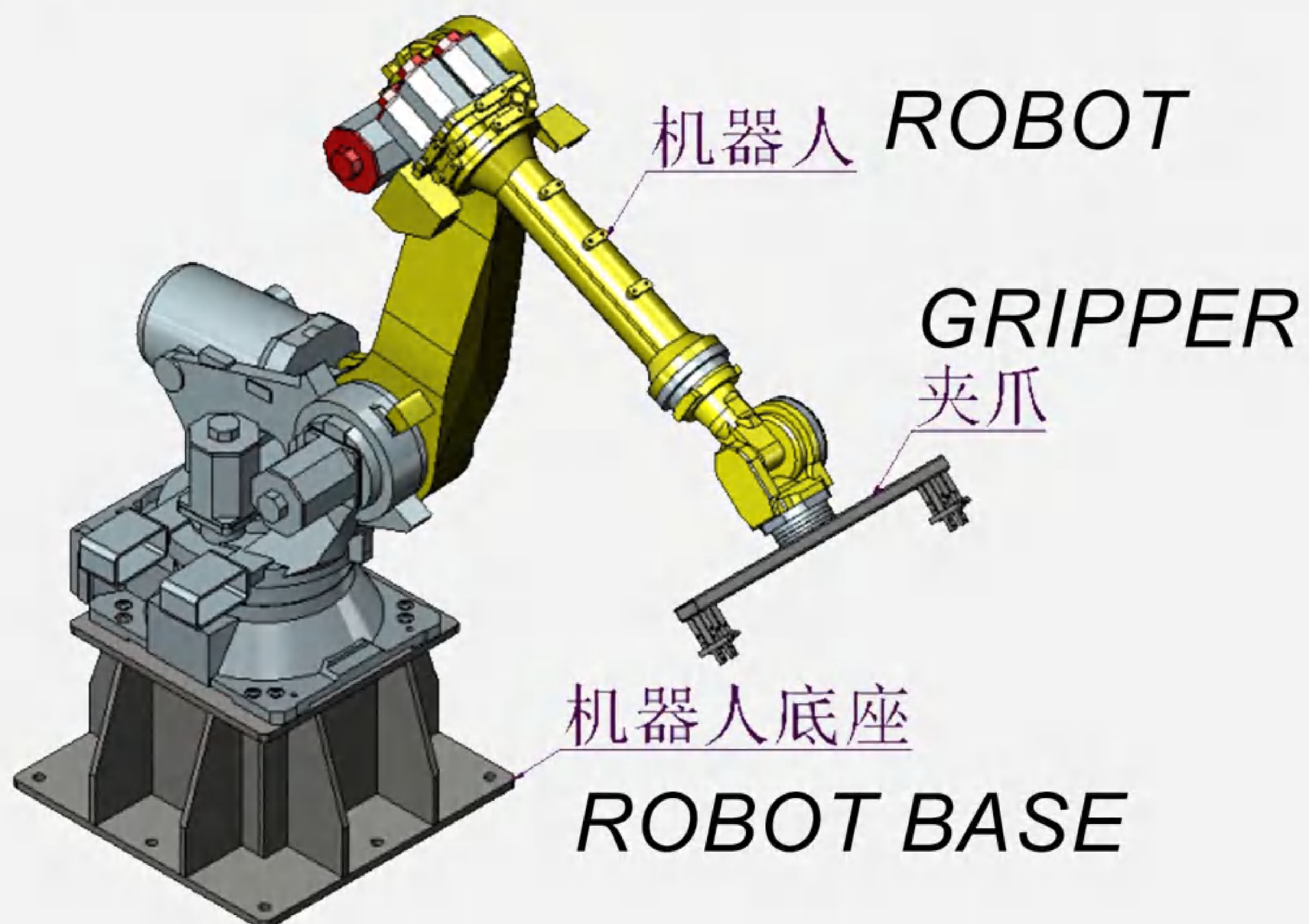
MAIN PARAMETER

model	适配智能弯箍机
Welding width range of skeleton piece (mm)	500— 1800
Welding length range of skeleton piece (mm)	1000— 12000
Welding steel bar diameter range (mm)	φ 16— φ 40
Single robot welding speed (mm/min)	150mm
Welding error (mm)	~ ±5mm
Total power of a single robot (kW)	~40kw
External dimensions (mm) (customized)	16000*5000*2000
Total weight (t)	~5t

ROBOT ADAPTED TO CNC STEEL BAR VERTICAL BENDING CENTER

The equipment provided in this case is used for the automated operation process of product handling and stacking.

The equipment mainly consists of robots, robot bases, grippers, various sensors, their mounting brackets, and control systems, which are used to replace current manual labor Homework process.



MAIN PARAMETER

model	Adapted to intelligent steel bar vertical bending center
Power supply	3-phase 5-wire~50Hz \pm 1Hz 380V
Air pressure	0.4~0.6MPA
working temperature	Usage: 0-45 °C
Working humidity	\leq 90%, no condensation
weight	\leq 50KG



VOLAR 沃勒

STEEL PROCESSING SERIES

CNC I STEEL ARCH PRODUCTION LINE

The CNC steel arch welding robot consists of 2 intelligent CNC control systems, 4 welding robots, 1 cutting robot, 2 grabbing robots, 5 laser cameras, 1 CNC plasma cutting power supply, 4 CNC two protection welding machines, 1 set of material preparation module, 1 set of steel conveying module, 1 set of steel cold bending module, 1 set of material preparation and transfer module.



MAIN PARAMETER

Number of robots	4 end plate welding robots, 2 end plate grabbing robots, and 1 cutting robot		
I-beam model	14-22#	Plasma cutting power supply	HY120
Range of steel chord length	2.7-6.5m	Plate -end steel -to -type accuracy	±2mm
Range of steel section radius	≥ 4 meters	Production efficiency (16 #, 6m)	15PCS/h
Range of steel chord height	≤ 1 meter	Total installed power	62kW
Machining accuracy of steel arc length	± 2mm	source	380V/50Hz
Cold bending line speed	≤ 4.5 m/min	working temperature	-5-40°C
Steel cutting method	Plasma cutting	Air pressure	0.6MPa
Welding efficiency (16 #)	4-5min/piece	External dimensions	36*11*2.1m
Welding robot model	MOTOMAN-AR1440	Equipment weight	25T

VLGZS-80/108

SMALL PIPE SAWING, DRILLING AND SHARPENING PRODUCTION LINE



MAIN PRRAMETER

Model	/	VLGZS-80	VLGZS-108
Machinable steel pipe diameter	mm	φ42-108	φ42-114
Milling hole diameter	mm	φ6-φ8	φ6-φ8
Steel pipe length	m	2-9.5	2-9.5
Production speed	Hole/hour	1200-2400	1200-2400
Steel pipe movement speed	mm/min	10-565	10-565
Average power consumption	kW/h	37	78.5
Total weight of equipment	t	6.6	8
Equipment size	m	24x4.5 x1.8	26 x4.5x1.8

VLRV-2610

PLASMA CUTTING MACHINE

CNC plasma cutting machines are used for precise cutting of metal materials such as carbon steel, stainless steel, aluminum, copper and other metal materials. It has the characteristics of fast speed, high accuracy, and smooth cut surface. This machine also has a plasma and flame cutting function at the same time. It can choose plasma or flame cutting according to factors such as process requirements, processing speed, cost control and other factors.



MAIN PARAMETER

model	-	Vlry - 2610
Cutting Torch Configuration	-	Plasma + llama
Rail span	mm	3.000
Machine tool rail length	mm	8000
Effective cutting width	mm	2.700
Effective cutting length	mm	6000
Flame cutting thickness	mm	6 - 200; Perforación 100
Plasma cutting thickness	mm	≤ 25
Standard power supply	A	200
Operating speed of the entire machine	mm/min	0 - 12000
Speed setting error	%	≤ 5
Intersection offset	mm	± 0,2
Straightness	mm	± 0,2
Roundness	mm	± 0,2
Diagonal difference	mm	± 0,5
Linear repeat positioning accuracy	mm	± 0,2
Automatic elevation accuracy	mm	± 0,3
Horizontal straight-line positioning accuracy	mm	± 0,2
Vertical straight-line positioning accuracy	mm	± 0,2
Cutting speed	mm/min	Llama 0 - 1000; Plasma 0 - 6000
Cutting surface roughness	um	Llama ≤ 100; Plasma ≤ 150
Cutting surface flatness	-	≤ 2,5 / 100 * t (t es placa gruesa)
voltage	v	220 ± 5%; 380 ± 5%
Machine tool power	kW	3.
Total weight of equipment	t	1,5
Installation dimensions	m	8x4x1.5


COMBINED PUNCHING AND SHEARING MACHINE



MAIN PARAMETER

Type of steel profile	-	Round steel, square steel, equilateral angle steel,
Impulse pressure	t	900 T-shaped steel, [-shaped steel, channel steel
Maximum plate thickness that can be cut	mm	20
Sheet strength	N/mm ²	<450
Shear angle	°	8
Cutting size (thickness * width)	mm	20*330;10*480
Slide stroke	mm	80
Number of trips	times/min	12-18
throat depth	mm	355
Maximum punching diameter	mm	30
Main motor power	kW	7.5
External dimensions	mm	1860*800*1900
Machine weight	kg	2300

3D FIVE AXIS HIGH-SPEED LASER PIPE CUTTING MACHINE




MAIN PARAMETER

Match laser power	1500W
Laser length	1070mm
Beam quality	<0.373mrad
Minimum width	≤0.15mm
cooling method	Water -cooled
Pipe cutting range	Round pipe: φ15-85mm Fang tube: 15x15-60x60mm
Maximum acceleration	1.2G
Cutting accuracy	± 0.3mm; pipeline bending ≤ 2mm/m
Method of feeding	Manual (automatic optional)
One filling weight	The heavier load -bearing 0.5T
Manual/automatic material length range	4000/6200mm
equipment weight	2.6T (manual material)
Land	9.5mx2.2m (the adjustable length of the manual feeder can be adjusted)

LOW PRESSURE STEAM SYSTEM

Traditional steam boilers need to consume a large amount of thermal energy during the operation of heating and evaporation water. The NDG low -voltage steam system is undoubtedly an advanced solution. It also has sufficient water while increasing the temperature, so as to form a suitable maintenance environment and effectively accelerate the prefabricated concrete component components And the solidification process of concrete products. Our NDG direct -combustion low -voltage steam generator can provide steam with a steam of up to 350 ° C within tens of seconds and adjust the temperature. The amount and moisturizing amount, accelerate the hardening process of concrete and improve quality, and save cement dosage.



Features:


Efficiency: The full use of hot combustion, net efficiency of 98%

Efficient: Steam is generated in tens of seconds, the temperature can reach 350 degrees and the temperature is accurately adjusted.

Exemption equipment, no need to apply for inspection, no boiler room, no operator, simple and intelligent operation.

Equipment has a small space (within 8m) anywhere.

Eat emissions: Since the NDG only runs when the steam is needed, and a small amount of carbon dioxide in the steam is absorbed by the concrete part of the concrete through hydration, the total emission generated by the direct combustion system is 60% less than the total amount of emissions generated by the boiler. To 80%NOX <30mg.



Improve mold turnover and reduce costs; ensure product quality and improve production efficiency.

Energy saving: non-permanent operation and high efficiency. The gas cost of running steam generators is much lower than that of the boiler, which can save 50% or more.

Safety: Steam pressure: 0.02MPa-0.05MPa, water capacity <30L is inspection-free products (non-special equipment is low-pressure pipeline welding because the steam generator is a low-pressure system, so it obtains higher safety at a lower cost. Essence

Automation system: Four stages of automatic steaming valve and temperature detectors control the maintenance process of the fully automatic temperature control system -1. 1. Static, 2. Heating, 3.. constant temperature, 4. Calling. And record maintenance data to make production more efficient and scientific.

MAIN PARAMETER

Model	NDG600	NDG1200	NDG1800	NDG2400
Thermal power output volume [kw/h]	600	600-1200	900-1800	1200-2400
Natural Gas [M3/H]	0	114	171	229
Propane [L/H]	83	167	250	333
Water [l/min]	16	32	48	64
Electric [kw/h]	22	45	55	75
Compared to traditional steam boilers [To/h]	1.13	2.25	3.4	4.5
Natural gas pressure [MPA]	0.08-0.1			
Give water pressure [MPA]	0.28			
Device appearance size [mm]	2700*1650*2250			
Nitrogen oxide nox	<30mg/m ³			
Water accumulation	<30L			

HIGH PERFORMANCE AND ENVIRONMENTALLY FRIENDLY MOLD RELEASE AGENT

Dutch Yike release agent can produce better and more stable concrete surfaces than traditional mineral oil-based release agents.

Dutch Yike represents the high quality of concrete products. After years of in-depth research, we have successfully developed the optimal release agent for concrete applications.



Features:

- ✔ Ready to use lotion;
- ✔ Natural materials;
- ✔ Almost tasteless;
- ✔ Easy to biodegrade;
- ✔ A safe working environment that is harmless to the human body· Not using chemicals, not flammable;
- ✔ Reduce the use of release agents, reduce waste, and improve the quality of concrete production.

Product advantages:



Reduce usage costs

High efficiency helps to reduce usage costs.
The same type of production requires less release agent and can reduce the time and cost of fixing concrete.



Non greasy environment

Combined with an efficient spraying system, it can reduce the generation of oil mist.
The working environment is not affected by atomizing release agents, making it safer.



Uniformly distributed

The release agent is easy to apply and is clearly visible when sprayed onto the mold. Overuse of the release agent will not occur.



Save cleaning time

The release agent is easy to release and shortens the cleaning time of the mold.
This is because there is a decrease in residue after the demolding process.



Environmentally products

Focusing on natural plant-based materials to produce products that are safe for both the environment and users. This product is solvent free, has a neutral odor, is non flammable, biodegradable, and non-toxic.



Improving the quality

The use of release agents can eliminate common problems in the production process. The correct release agent can solve aesthetic problems such as surface voids, corrosion, discoloration, adhesion, and dust re-

Display of usage effects:



INDUSTRIAL HOSE PUMP

KP hose pump is a positive displacement pump with low speed and high efficiency. The medium it transports only comes into contact with the pump port and rubber hoses, so it is only necessary to choose hoses of different materials to conveniently transport various highly corrosive mineral and fiber slurries. The KP hose pump body is sealed, and the pump chamber is under normal pressure during normal operation. This pump will not produce leaks, will not grind the pump body, and can reliably transport toxic media. In addition, the pump has a suction head of 9 meters, allowing for short-term dry rotation, and can transport high viscosity media and mixed media of water, solid, and liquid.



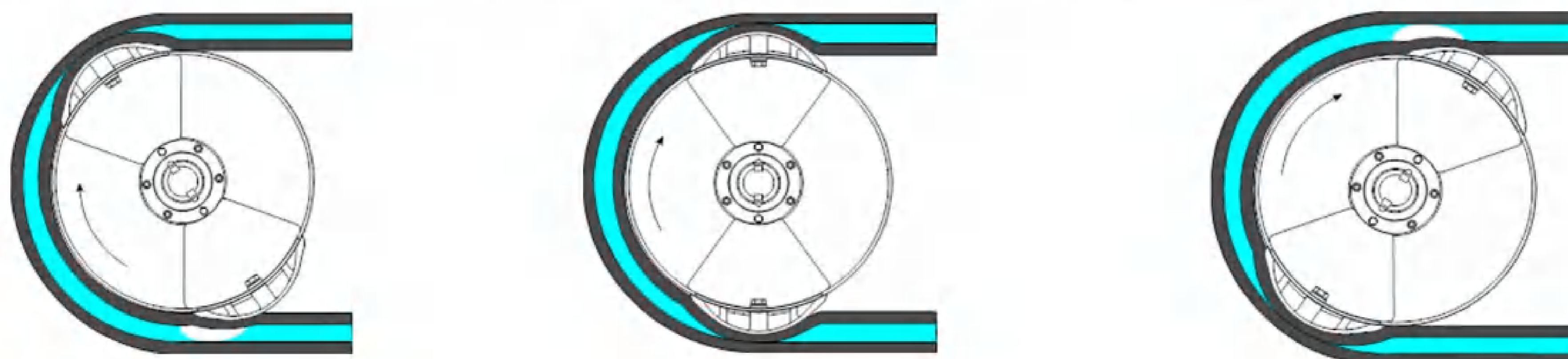
Features:

- ✔ Easily transport corrosive slurries, corrosive acids, alkalis, and gaseous fluids without the need for check valves, fluid sealing systems, and dry rotation protection devices.
- ✔ Transport high viscosity fluids and shear sensitive fluids (such as pulp fibers).
- ✔ Reversible elimination of blockages or complete elimination of fluid in pipelines.
- ✔ Equipped with self suction lift, with a suction lift of up to 9m; The lift can reach 130m.
- ✔ High efficiency, with a maximum concentration of 75% for conveying slurry media.
- ✔ High efficiency, saving more than 50% energy compared to centrifugal pumps.
- ✔ No slipping phenomenon, with good measurement accuracy and repeatability.

Working principle:

The hose fixed in the pump chamber is compressed by external sliding shoes or pressure rollers, pushing the medium out towards the outlet; The compressed hose immediately returns to a circular shape, generating a vacuum and drawing more medium into the inner chamber of the hose, thus completing the transportation process in a repetitive manner.

The medium is completely contained in the inner cavity of the hose, and moving parts such as sliding shoes or pressure rollers will not come into contact with it. Therefore, the hose pump is the only type of pump that has no valve, no seal, and no moving parts in contact with the medium.



MAIN PARAMETER

Model	Power	Flow rate m ² /H	Pressure MPa	Motor power KW
KP300	KP300-6NP-0.75KW	1	0.6	0.75
	KP300-13NP-15KW	1	1.3	1.5
	KP300-6NP-22KW	2.6	0.6	2.2
	KP300-13NP-4KW	2.6	1.3	4
KP400	KP400-6NP-1.5KW	2.5	0.6	1.5
	KP400-13NP-3KW	2.5	1.3	3
	KP400-6NP-3KW	6	0.6	3
	KP400-13NP-5.5KW	6	1.3	5.5
KP600	KP600-6NP-5.5KW	16	0.6	5.5
	KP600-10NP-7.5KW	16	1.0	7.5
	KP600-13NP-11KW	16	1.3	11
KP800	KPB00-6NP-11KW	30	0.6	11
	KP800-13NP-18.5KW	30	1.3	18.5

AFTER-SALE SERVICE

REMOTE FAULT DIAGNOSIS

Thanks to the application of network technology, Waller is able to remotely monitor devices and provide remote fault diagnosis services.

In terms of time and cost, such services provide great convenience to customers.

Through remote fault diagnosis, you can achieve:

- Reduce downtime:
- Even if the factory is far from Albert's service center, it can be operated quickly;
- Avoiding on-site service by technical personnel and corresponding costs

If on-site service by technical personnel is still required, remote fault diagnosis can be used to determine the fault before the technical personnel depart, enabling the technical personnel to

Personnel intervention is faster and more efficient

Possible remote diagnostic interventions:

Machine diagnosis

error analysis

Analyze the functions of the machine

Software updates



TECHNICAL ASSISTANCE WORLDWIDE

A competent and continuously improving professional technical team will take care of your equipment 24/7!

A dedicated service organization consisting of a global service center and a coordinating operations office ensures that your equipment receives optimal maintenance!




OEM/ODM

The product supports customized services and can be processed and customized according to user needs



PROFESSIONAL TEAM

The company has a professional technical service team to ensure that we provide you with advantageous product



ONE STOP SERVICE

We can provide customers with a complete set of steel reinforcement/profile processing solutions.



7 X 24-HOUR TECHNICAL SUPPORT

Volar provides customers with 24/7 technical support



QUALITY ASSURANCE

Every product undergoes strict quality control to provide customers with high-quality products



2-YEAR WARRANTY

The overall two-year warranty service for the product.



COOPERATION
WIN-WIN SITUATION
INNOVATION
AND DEVELOPMENT



📍: Building 3A-A, Zhongde Technology Park,
Xuchang City, Henan Province, China.

☎ : 0086-18937442315

✉ E-mail: jimmyhan@volarmachine.com

🌐 Web: www.volarmachine.com